



PREHOSPITAL MEDICAL ADVISORY COMMITTEE MEETING AGENDA (PMAC)

PMAC MEMBERS PER POLICY 8202:

Air Transport Provider Representative
11-Kent McCurdy

American Medical Response
5-Douglas Key

BLS Ambulance Service Representative
12-Kelly Martinez

Blythe Ambulance Service
5-John Valentine

Cathedral City Fire Department
5-Robert Williams

Corona Regional Medical Center
1-Robbie Dunn, MD
4-Douglas Dick

County Fire Chiefs' Non-Transport ALS Provider
10-Art Durbin

County Fire Chiefs' Non-Transport BLS Provider
9-Phil Rawlings (Vice Chair)

Desert Regional Medical Center
1-Joel Stillings, D.O.
4-Shane McMurphy

Eisenhower Medical Center
1-Frank Domzalski, MD
4-Shellee Fetters

EMT / EMT-P Training Programs
6-Maggie Robles

EMT-at-Large
13-Mike Markert-Green

EMT-P-at-Large
14-Paul Duenas

Hemet Valley Medical Center
1-Todd Hanna, MD
4-Victoria Moor

Idyllwild Fire Protection District
5-Patrick Reitz

Inland Valley Regional Medical Center
1-Reza Vaezazizi, MD (Chair)
4-Daniel Sitar

JFK Memorial Hospital
1-Andrew Kassinove, MD
4- Scott Jaggard

The Next Meeting of PMAC is on:

Monday, June 23, 2014

9:00 AM to 11:00 AM

Riverside County Regional Medical Center
26520 Cactus Avenue, Moreno Valley
Rooms A1018 and A1020

1. CALL TO ORDER

Chair Reza Vaezazizi, MD

2. PLEDGE OF ALLEGIANCE

Reza Vaezazizi, MD

3. ROUNDTABLE INTRODUCTIONS

Reza Vaezazizi, MD

4. APPROVAL OF MINUTES (5 Minutes)

March 24, 2014 (Attachment A)

5. COMMITTEE / TASK FORCE DISCUSSION (90 Minutes)

This is the time / place in the agenda in which a brief committee report will be given. Unless indicated, PMAC members are expected to engage in discussion for the purposes of providing improved understanding and / or recommendations to REMSA's Medical Director and staff. PMAC will decide on an action at the end of each agenda item.

5.1 2015 Policy Manual—Scott Moffatt (Attachment B)

5.2 Trauma System

5.2.1 TAC Report--Maureen Bowlin (Attachment C)

5.2.2 HEMS 2013 Data Report—Cindi Stoll (Attachment D)

5.3 Stroke System—Trevor Douville (Attachment E)

5.4 STEMI System—Trevor Douville (Attachment F)

5.5 Ambulance Patient Offload Delay Report—Patrice Shepherd (Attachment G)

5.6 EMS System Evaluation Project—Brian MacGavin (Attachment H)

5.7 Data System Group—Scott Moffatt (Attachment I)

5.8 CQI-TAG—Trevor Douville (Attachment J)

6. UNFINISHED BUSINESS (10 Minutes)

7. NEW BUSINESS (15 Minutes)

7.1 REMSA Staffing & Office Changes—Bruce Barton

7.2 EMS Recognitions—Bruce Barton and Daved van Stralen, MD

7.3 Proposed 2015 PMAC Meeting Dates—Brian MacGavin (Attach. K)

Kaiser Permanente Riverside

1-Jonathan Dyreyes, MD
4-Victoria Montiel

Loma Linda University MC Murrieta

1-Kevin Flaig, MD
4-Jennifer Orr

Menifee Valley Medical Center

1-Todd Hanna, MD
4-Janny Nelsen

Kaiser Permanente Moreno Valley

1-George Salameh, MD
4-Katherine Heichel-Casas

Palo Verde Hospital

1-David Sincavage, MD
4-Silvia Herrera

Parkview Community Hospital

1-Chad Clark, MD
4-Antoinette Culver

Rancho Springs Medical Center

1- Reza Vaezazizi, MD (Chair)
4-Marie Dempster

Riverside Community Hospital

1-Stephen Patterson, MD
4-Sabrina Yamashiro

Riverside County Fire Department

5-Scott Visyak
8-Robert Fish

Riverside County Police Association

7-Sean Hadden

Riverside County Regional Medical Center

1-Tim Nesper, MD
4-Kay Schulz

San Geronio Memorial Medical Center

1-Richard Preci, MD
4-Trish Ritarita

Trauma Audit Committee & Trauma Program Managers

2-Tito Gorski, MD
3-Maureen Bowlin

Ex-officio Members

1-Cameron Kaiser, MD, Public Health Officer
2-Daved van Stralen, MD, REMSA Medical Director
3-Bruce Barton, REMSA Director
4-Brian MacGavin, REMSA Assistant Director
5-Dimitrios Alexiou, Hospital Association of Southern California
6-Jeff Grange, MD, LLUMC
6-Phong Nguyen, MD, Redlands Community Hospital
6-Rodney Borger, MD, Arrowhead Regional Medical Center

**8. OTHER REPORTS / GOOD OF THE ORDER / ANNOUNCEMENTS
(10 Minutes)**

This is the time / place in the agenda committee members and non-committee members can speak on items not on the agenda but within the purview of PMAC. Each announcement should be limited to two minutes unless extended by the PMAC Chairperson

9. NEXT MEETING / ADJOURNMENT (1 Minute)

September 22, 2014

Please come prepared to discuss the agenda items. If you have any questions, call Brian MacGavin at (951) 358-5029. PMAC Agendas with attachments are available at our website: www.rivcoems.org.

TOPIC	DISCUSSION	ACTION
1. CALL TO ORDER		Co-Chair Phil Rawlings called the meeting to order at 9:00 AM.
2. PLEDGE OF ALLEGIANCE		Co-Chair Phil Rawlings led the Pledge of Allegiance to the flag.
3. ROUNDTABLES INTRODUCTIONS		Self-introductions were performed.
4. APPROVAL OF MINUTES		Meeting minutes from the last PMAC meeting, January 27, 2014 were reviewed and accepted without changes.
5. COMMITTEE / TASK FORCE DISCUSSION		
5.1 2014 Policy Manual – Scott Moffatt	The finalized 2014 REMSA Policy Manual will go into effect April 1, 2014. It can be viewed at: www.remsa.us/policy/2014 .	Information only.
5.2 Trauma System - Cindi Stol	Cindi Stoll presented Riverside County 2012 data on EMS treated spinal fractures and spinal cord injuries.	Information only.
5.3 Stroke System - Laura Wallin	On April 1, 2014 Riverside County's Stroke System will go live. The CT/Neuro column on the ReddiNet System will be changed to read stroke. Stroke Centers will receive training on how to utilize the ReddiNet stroke column. Seven hospitals are expected to receive a Riverside County Stroke Center designation. They are: Desert Regional Medical Center (ISC) Eisenhower Medical Center (ISC) Kaiser Permanente Hospital Riverside (PSC) Kaiser Moreno Valley Community Hospital (PSC) Riverside Community Hospital (PSC) Riverside County Regional Medical Center (SRH) Temecula Valley Hospital (SRH)	REMSA will send out the list of the designated Stroke Centers prior to April 1.
5.4 Ambulance Patient Offload Delay Report – Patrice Shepherd	Ambulance offload delays and total hours increased in January 2014. For February there was significant improvement. Bruce Barton and Dimitrios Alexiou met on March 21 to discuss forming a group to determine actions needed to reduce offload delays. A critical element will be to incorporate this into EMS	Information only.

PMAC Meeting Minutes
March 24, 2014

	System Strategic Planning.	
5.5 EMS System Evaluation Project – Brian MacGavin	<p>On February 11, 2014 a presentation was given to the Board of Supervisors on the EMS System Evaluation project. The Board of Supervisors gave direction to retain the County’s grandfathering rights and renew the County’s agreement with AMR.</p> <p>On April 23, 2014 (Phase II) the EMS System Strategic Planning rollout meeting will take place at the Ben Clark Training Center.</p> <p>Reports and minutes can be viewed on our website at: www.rivcoems.org.</p>	Information only.
5.6 Data System Group – Scott Moffatt	<p>On January 1, 2015 all first responders and ground transport ambulance providers will be required to use the Sansio ePCR system.</p>	Information only.
5.7 Core Measures – Laura Wallin	<p>Every year REMSA is required by the EMS Authority to submit data on specific core measures. REMSA is requiring all transport ambulance providers and first responders to submit data by March 31, 2014.</p> <p>In 2015 there will be 28 core measures to report.</p>	Information only.
6. NEW BUSINESS	<p>Dr. van Stralen stated he cannot authorize extending expiration dates on drugs. Before any drug expires it should be sent to the pharmacy and exchanged.</p>	Information only.
7. NEW BUISNESS	<p>REMSA has hired an EMS Specialist that will be assigned to education and training. Also, a RN V position is currently being processed by Human Resources.</p> <p>REMSA will be moving in a couple of months, the credentialing staff will remain at the Health Administration Building.</p> <p>Bruce Barton, Dr. van Stralen and Laura Wallin presented Certificates of Excellence to the following personnel: Fire Captain Aaron Martinez, EMT Firefighter II Corey Trujillo, EMT Fire Apparatus Engineer John Pozza, Paramedic Firefighter II, Joshua Anderson EMT Dave Magbee, EMT David Platz, Paramedic</p>	Information only.
8. OTHER REPORTS/ GOOD OF THE ORDER / ANNOUNCEMENTS	<p>There will be a CQI TAG meeting at the Sherman Building in the Breckenridge Room from 10:00 AM– 12:00 PM on April 17.</p>	Information only.
9. NEXT MEETING / ADJOURNMENT	<p>June 23, 2014</p>	Information only.

FOR CONSIDERATION BY PMAC

Attachment B
Page 1 of 1

DATE: June 10, 2014

TO: PMAC

FROM: Scott Moffatt, EMS Specialist

SUBJECT: 2015 Policy Manual

The DRAFT 2015 Policy Manual is under development and available online at:

www.remsa.us/policy/2015/

The Policy Review Forum meets monthly and communicates online at www.REMSA.US.

ACTION: Review current progress and participate online in the Policy Review Forum at www.REMSA.US.

FOR CONSIDERATION BY PMAC

Attachment C
Page 1 of 1

DATE: June 10, 2014

TO: PMAC

FROM: Maureen Bowlin, Trauma Program Manager Committee Chair

SUBJECT: PMAC Consideration of TAC report

1. Trauma Diversion Policy discussion
2. Pediatric, (0-14) vertebral fracture data. REMSA 2012 trauma data review showed:
 - a. Cervical spine -4 No SCI
 - b. Thoracic spine -2 No SCI
 - c. Lumbar spine -6 No SCI
 - d. Sacrum spine -3 No SCI
3. ED deaths within 15 minutes of arrival data
 - a. Of the 2013 trauma ED death data reported, 49% of the ED deaths occur within 15 minutes of arrival. The data from April –Dec 2013 is being reviewed for compliance with the new policy 4203, Blunt trauma arrest with persistent asystole, agonal rhythm, or PEA at a rate less than 40.

FOR CONSIDERATION BY PMAC

Attachment D
Page 1 of 1

DATE: June 10, 2014

TO: PMAC

FROM: Cindi Stoll, RN, Trauma/HEMS/EMS-C Systems

SUBJECT: PMAC Consideration of HEMS CQI data report

2013 HEMS CQI meetings and the attached report on 2013 HEMS data will be discussed at PMAC.

We would like to thank all members involved in the HEMS CQI committee and their dedication to the process.



HEMS 2013 Data

REMSA

PMAC

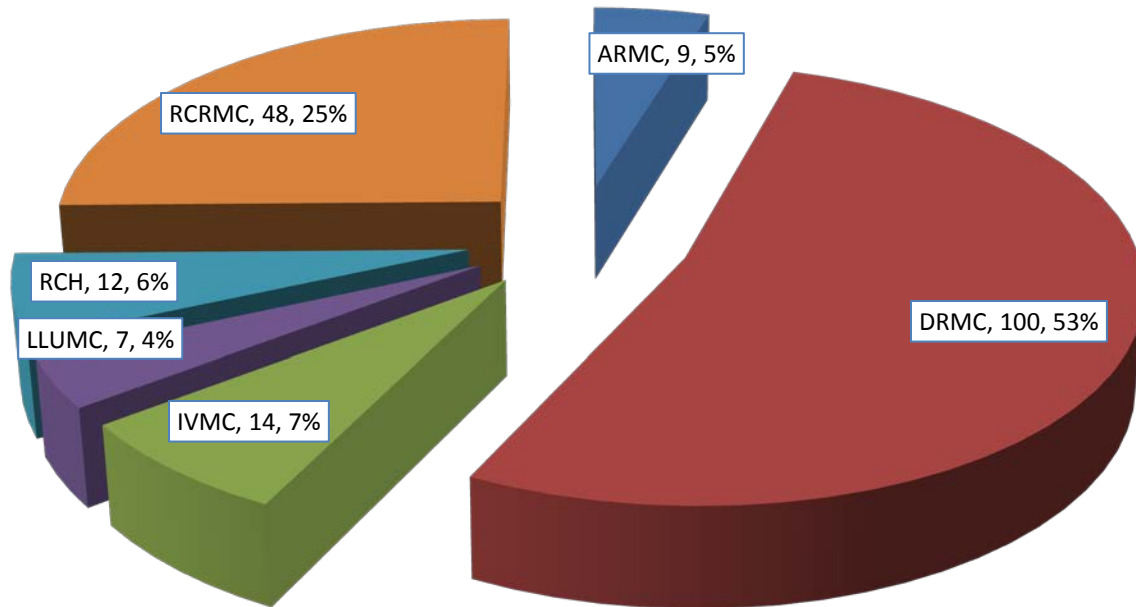
June 23, 2014

Overview

- 154 non transport, includes rescues without secondary HEMS transport to a facility.
- 232 patient transports

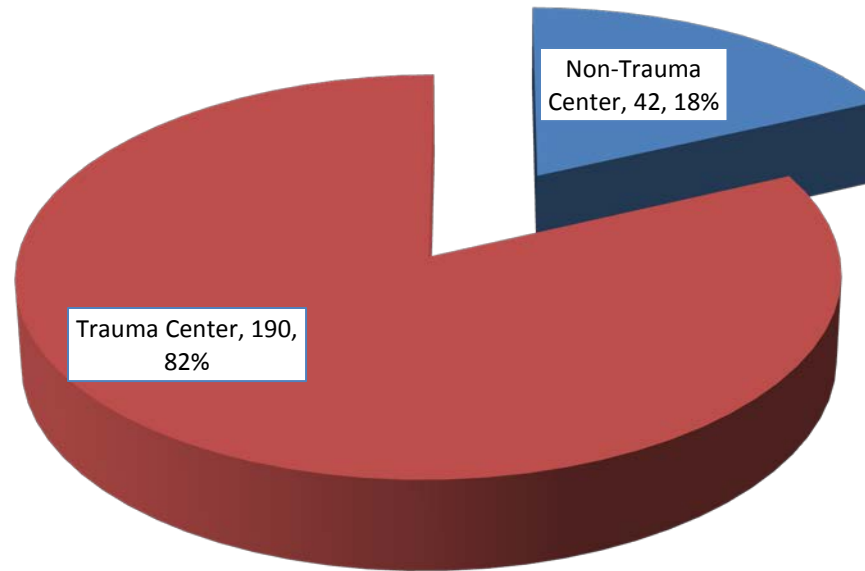
Trauma Centers Receiving Airships 2013

■ ARMC ■ DRMC ■ IVMC ■ LLUMC ■ RCH ■ RCRMC



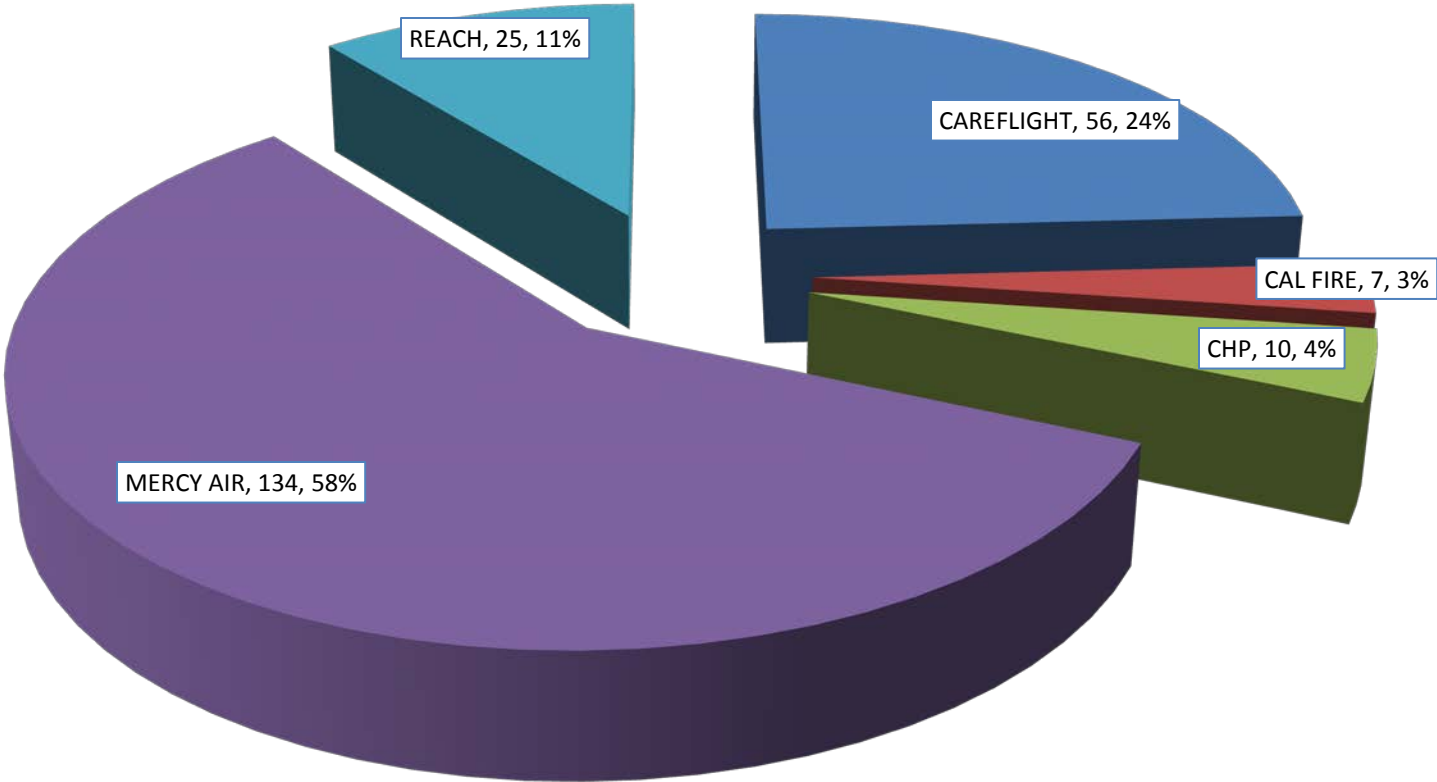
Non-Trauma Centers Receiving Airships 2013

■ Non-Trauma Center ■ Trauma Center

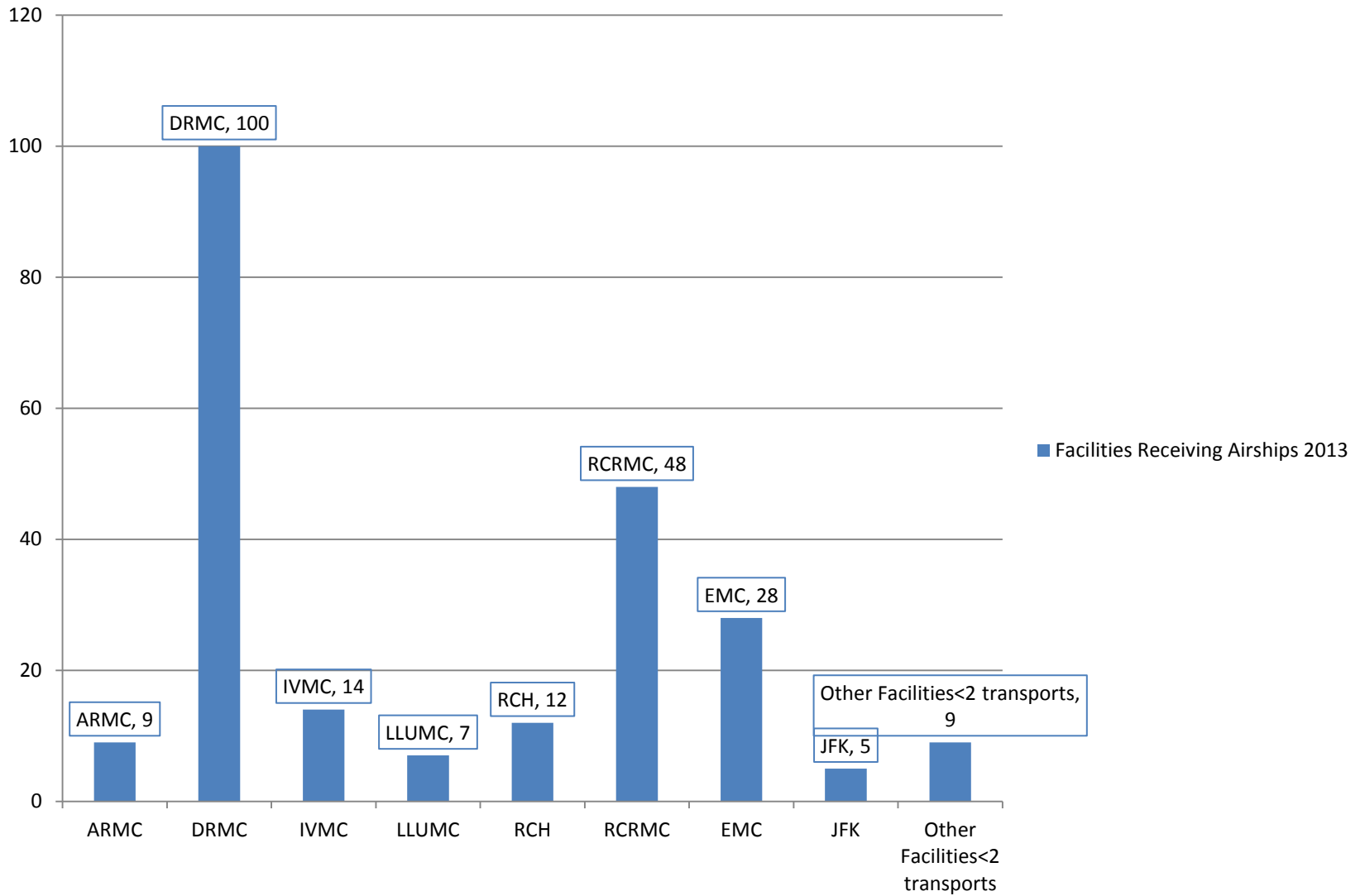


Provider Totals 2013

CAREFLIGHT CAL FIRE CHP MERCY AIR REACH



Facilities Receiving Airships 2013



Risk by indicator for 232 patient transports

	1:LZ
NO RISK	179
MINIMUM RISK	19
MINOR RISK	0
MODERATE RISK	0
MAJOR RISK	0
CATASTROPHIC RISK	0
	34
Not Documented	

LZ showed predominately no/low risk

	2:REMSA
0: NO RISK	196
1: MINIMUM RISK	7
2: MINOR RISK	0
3: MODERATE RISK	0
4: MAJOR RISK	0
5: CATASTROPHIC RISK	0
	29
Not Documented	

REMSA criteria for use of HEMS showed predominately no/low risk

	3:C&D
0: NO RISK	187
MINIMUM RISK	23
MINOR RISK	2
MODERATE RISK	0
MAJOR RISK	0
CATASTROPHIC RISK	0
	20
Not Documented	

Care and documentation by provider showed predominately no/low risk

Risk by indicator for 232 patient transports

	4:ETA
NO RISK	73
1: MINIMUM RISK	0
2: MINOR RISK	1
3: MODERATE RISK	0
4: MAJOR RISK	0
5: CATASTROPHIC RISK	0
	158
Not Documented	

ETA discrepancy is predominately no risk with one occurrence of minor risk, (11-15 minute difference than stated ETA)

	5:Time
NO RISK	143
MINIMUM RISK	53
MINOR RISK	5
MODERATE RISK	2
MAJOR RISK	0
CATASTROPHIC RISK	0
	29
Not Documented	

Scene time is predominately no or minimum risk. 7 times were reported 11-30 minutes with interventions.

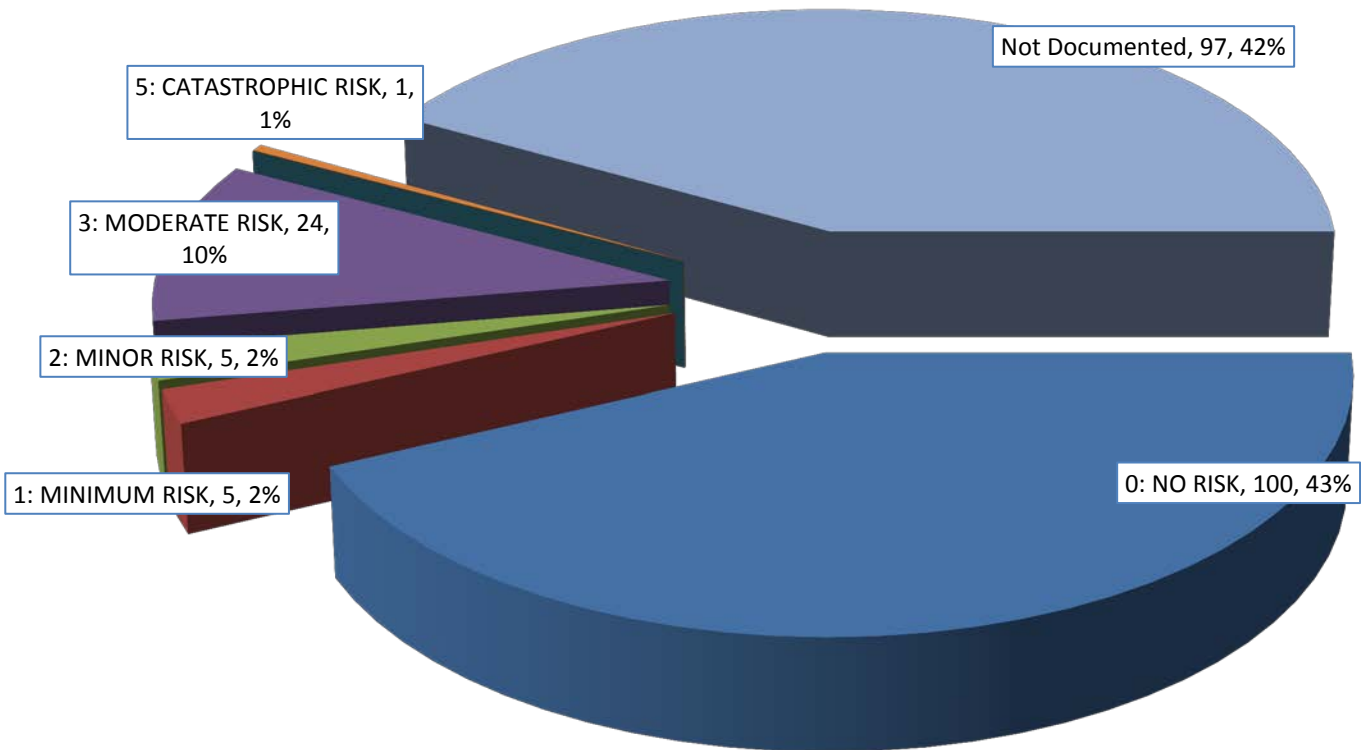
	6:Outcome
0: NO RISK-admitted	100
1: MINIMUM RISK-admitted <24 hrs	5
2: MINOR RISK-ED OBS	5
3: MODERATE RISK/DC from ED	24
4: MAJOR RISK	0
5: CATASTROPHIC RISK-CPR at scene	1
	97
Not Documented	

Outcomes, of the 232 transports we are lacking documentation on 97, (42%). This may askew the conclusion of appropriate use of HEMS.

Risk Totals

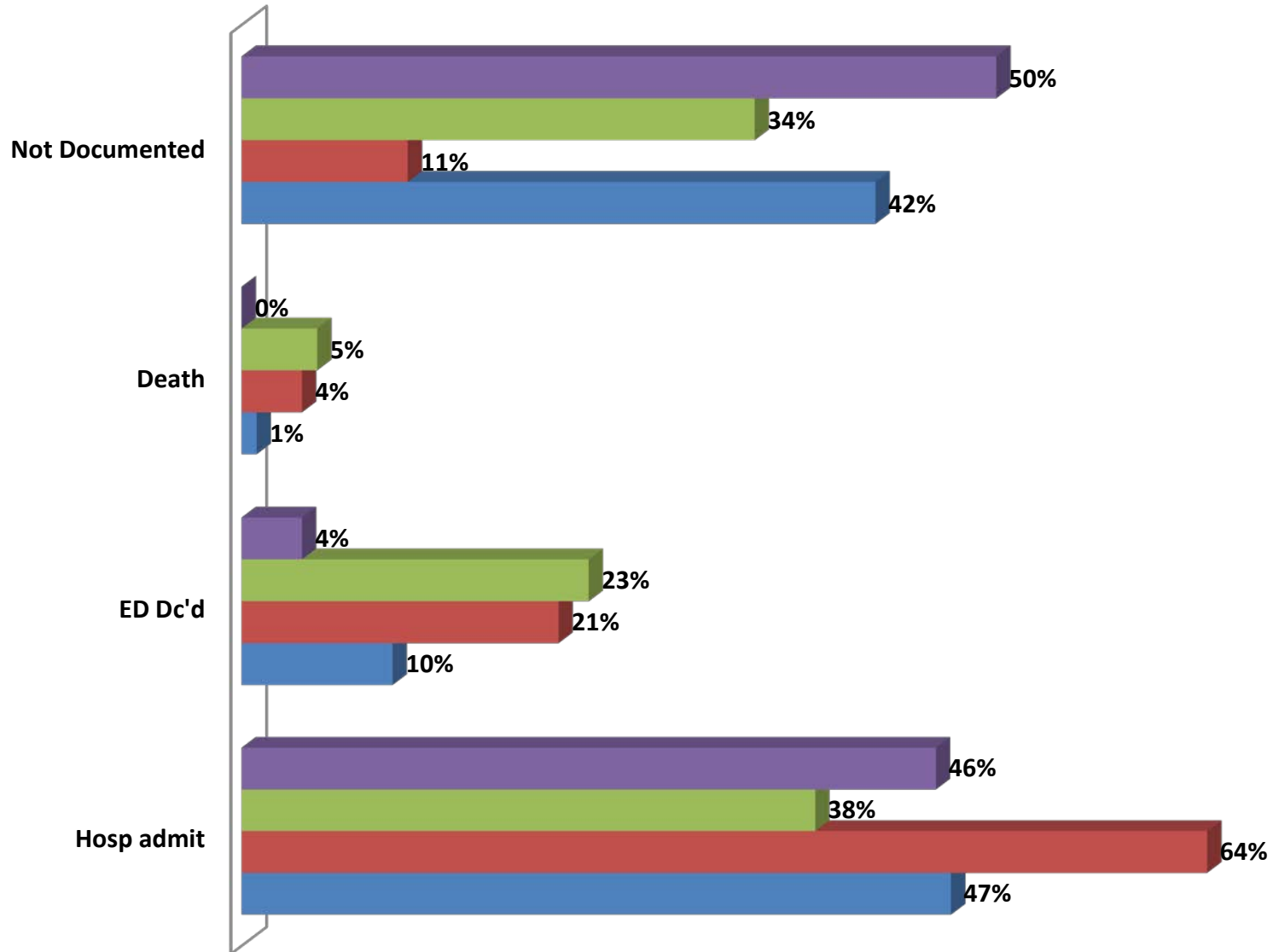
Risk 2013

■ 0: NO RISK ■ 1: MINIMUM RISK ■ 2: MINOR RISK ■ 3: MODERATE RISK ■ 5: CATASTROPHIC RISK ■ Not Documented



Patient Hospital Disposition 2010 - 2013

2010 2011 2012 2013



PI Loop Closures and other miscellaneous topics

- Do not cancel HEMS with a witness arrest
- Burns go to closest unless otherwise directed by Base
- Make Base contact for destination
 - No replantation centers in REMSA or ICEMA
 - No venom ER's

FOR CONSIDERATION BY PMAC

Attachment E
Page 1 of 1

DATE: June 10, 2014
TO: PMAC
FROM: Trevor Douville, Senior EMS Specialist
SUBJECT: Stroke System

The Riverside County Stroke System went live on April 1, 2014. A total of 10 hospitals have been designated as Stroke Centers. Three levels of Stroke Center are designated: Stroke Ready Hospital, Primary Stroke Center, and Interventional Stroke Center. Stroke Ready Hospitals will be recognized only until April 1, 2015, at which time all Stroke Centers must have achieved at least the level of Primary Stroke Center. No issues have been identified in the system at this time.

The Stroke Committee has identified four indicators that we feel are important to monitor on suspected stroke patients: Glucose testing; scene time > 20 minutes; transport to a designated Stroke Center; and completion of a Cincinnati Stroke Scale.

ACTION: PMAC should be prepared to receive the information and provide feedback to REMSA

FOR CONSIDERATION BY PMAC

Attachment F
Page 1 of 1

DATE: June 10, 2014
TO: PMAC
FROM: Trevor Douville, Senior EMS Specialist
SUBJECT: STEMI System

The STEMI System Committee met on April 24, and decided upon the following indicators to be monitored for 2014: Scene times > 20 minutes; missed STEMIs; and ECG transmission. Data collection will begin on July 1, 2014. Calls not meeting the discussed fall out criteria will be brought to the committee for discussion. The following link provides 2011 to 2013 data report: [STEMI System Report](#)

ACTION: PMAC should be prepared to receive the information and provide feedback to REMSA

FOR CONSIDERATION BY PMAC

Attachment G
Page 1 of 1

DATE: June 10, 2014

TO: PMAC

FROM: Patrice Shepherd

SUBJECT: Ambulance Patient Offload Delay Report

The current (attached) Ambulance Patient Offload Delay report includes data through the end of May 2014. Data by each hospital for the last three months is available on the last page of the report.

ACTION: PMAC should be prepared to receive the information and provide feedback to the EMS Agency



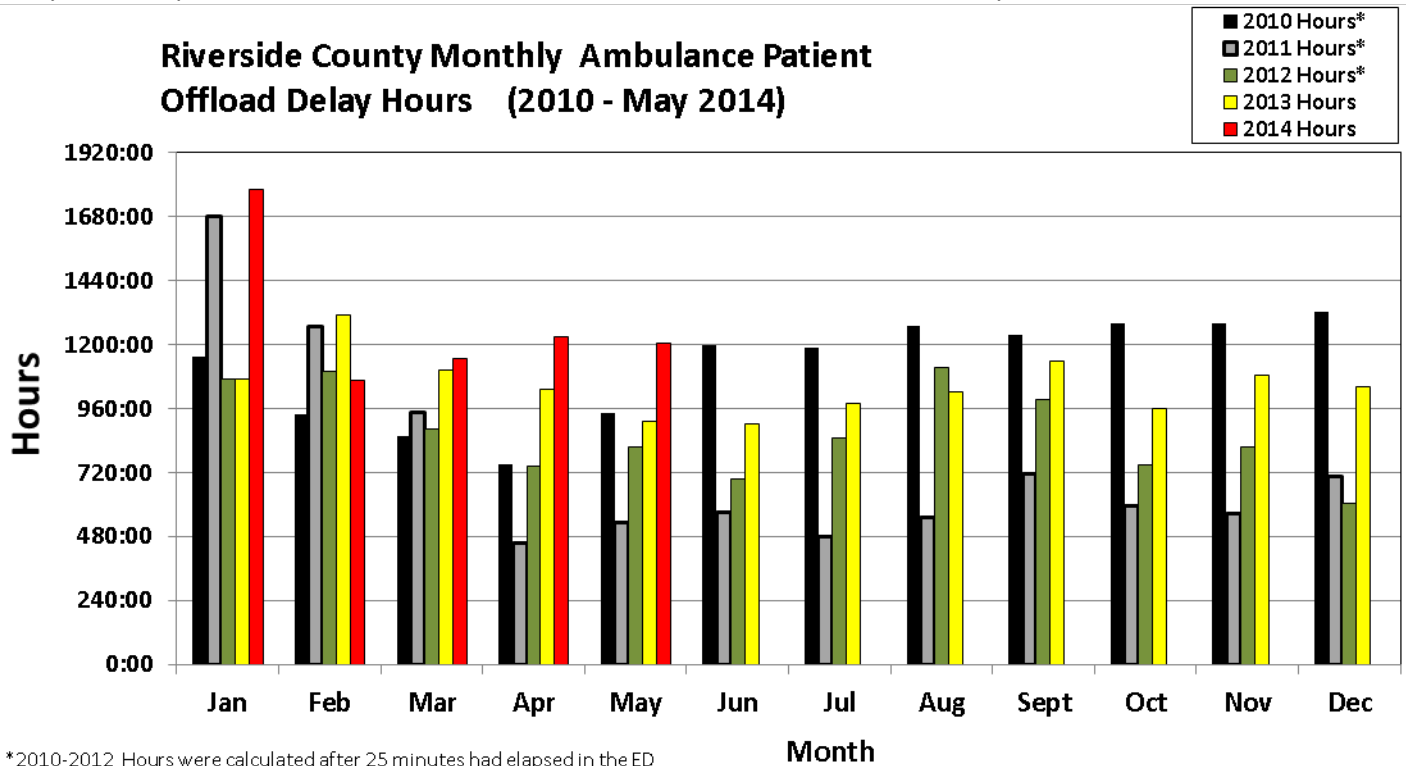
AMBULANCE PATIENT OFFLOAD DELAYS

June 9, 2014

RIVERSIDE COUNTY AMBULANCE PATIENT OFFLOAD DELAYS

HISTORICAL COMPARISON

Data provided illustrates total ambulance patient offload delay time (hh:mm) by month for 2010-2014 by hospitals within Riverside County. To qualify for this chart, the duration of offload delay must be greater than 30 minutes (2013 and forward) and only the time period after the first 30 minutes is summed. 2010-2012 Offload delay data used a 25-minute standard.



*2010-2012 Hours were calculated after 25 minutes had elapsed in the ED

Total Annual Hours* and Ambulance Patient Offload Delays by hospital, 2010 to 2013

Hospital	2010		2011		2012		2013	
	Total Hours*	Offload Delays	Total Hours*	Offload Delays	Total Hours*	Offload Delays	Total Hours*	Offload Delays
RCH	4492:02:14	8936	1571:42:46	3352	2198:41:11	3953	2712:32:25	5978
Kaiser	228:13:15	779	173:06:25	559	151:16:22	472	196:02:59	496
Parkview	1408:19:41	2616	1371:19:18	2435	1881:03:47	2833	1171:41:25	2037
RCRM	459:22:28	1390	545:44:19	1535	892:20:22	2276	1107:06:11	2375
Corona	1649:46:36	2634	1539:56:42	2550	1694:56:09	2803	1717:47:56	2522
Moreno Valley	258:15:33	924	285:04:10	824	268:19:32	809	420:59:39	888
Menifee	621:54:58	1542	568:04:22	1210	322:28:21	791	725:38:26	1158
LLUMC- Murrieta	NA	NA	61:57:57	179	265:40:04	675	888:15:15	1411
Inland Valley	1772:47:13	3763	879:15:32	1671	949:05:59	2134	643:33:09	1307
Rancho Springs	1253:45:23	2908	577:15:19	1209	136:57:10	417	137:27:11	326
Temecula Valley							10:07:03	28
Hemet	939:40:28	2912	1060:21:22	2980	1081:16:55	2720	2535:17:35	4151
San Geronio	145:19:45	447	215:17:12	568	222:07:47	595	127:45:02	298
Eisenhower	23:06:49	114	33:56:41	171	64:56:15	320	54:56:39	241
Desert	102:38:56	412	122:26:14	562	233:06:47	788	68:47:04	347
JFK	63:07:19	310	65:48:08	296	81:16:43	337	58:37:55	252
Totals	13,418:20:38	29,687	9,071:16:27	20,101	10,443:33:24	21,923	12,576:35:54	23,815

*Total Hours do not include the first 25 minutes of each offload delay (2010-2012), or the first 30 minutes (2013-)

AMBULANCE PATIENT OFFLOAD DELAYS AND OVERALL COMPLIANCE

This data includes 2013 and 2014 Ambulance Patient Offload Delays, hours of delay, total time the ambulances and patients are delayed, ALS transports received by each hospital, compliance, and average delays per occurrence. "Delay Hours" include any time after the initial 30 minutes in the ED have passed; "Total Delay Time" sums both the delay and the initial 30 minutes. "Compliance" represents the percentage of ALS ambulance transports that were not held on Offload Delay.

Ambulance Patient Offload Delay Data, 2014 (January through May)

Hospital	Offload Delay Hours	Total Delay Time*	Total ALS Transports	Offload Delay Occurrence	Compliance%**	Avg Delay/ Occurrence*
RCH	1375:32:41	2945:32:41	7140	3140	56.0%	0:56:17
Kaiser	81:04:14	225:04:14	2230	288	87.1%	0:46:53
Parkview	714:01:14	1317:31:14	2551	1207	52.7%	1:05:30
RCRMC	418:20:04	920:50:04	4990	1005	79.9%	0:54:59
Corona	867:03:36	1512:03:36	2875	1290	55.1%	1:10:20
Moreno Valley	228:43:00	484:43:00	1370	512	62.6%	0:56:48
Menifee	339:26:23	639:56:23	1829	601	67.1%	1:03:53
LLUMC–Murrieta	403:12:47	766:12:47	2206	726	67.1%	1:03:19
Inland Valley	189:10:15	420:40:15	3692	463	87.5%	0:54:31
Rancho Springs	36:12:20	92:12:20	1764	112	93.7%	0:49:24
Temecula Valley	41:22:56	105:22:56	1528	128	91.6%	0:49:24
Hemet	1601:33:57	2863:03:57	6221	2523	59.4%	1:08:05
San Geronio	67:40:05	170:10:05	2605	205	92.1%	0:49:48
Eisenhower	15:09:19	61:09:19	1711	92	94.6%	0:39:53
Desert	17:34:33	67:04:33	4316	99	97.7%	0:40:39
JFK	37:21:41	122:51:41	1597	171	89.3%	0:43:07
Totals	6,433:29:05	12,714:29:05	48,625	12,562	74.2%	1:00:44

* Includes the first 30 minutes of each Offload Delay.

** Compliance % represents the percentage of ALS ambulance transports not on Offload Delay (data includes only 9-1-1 contractual provider).

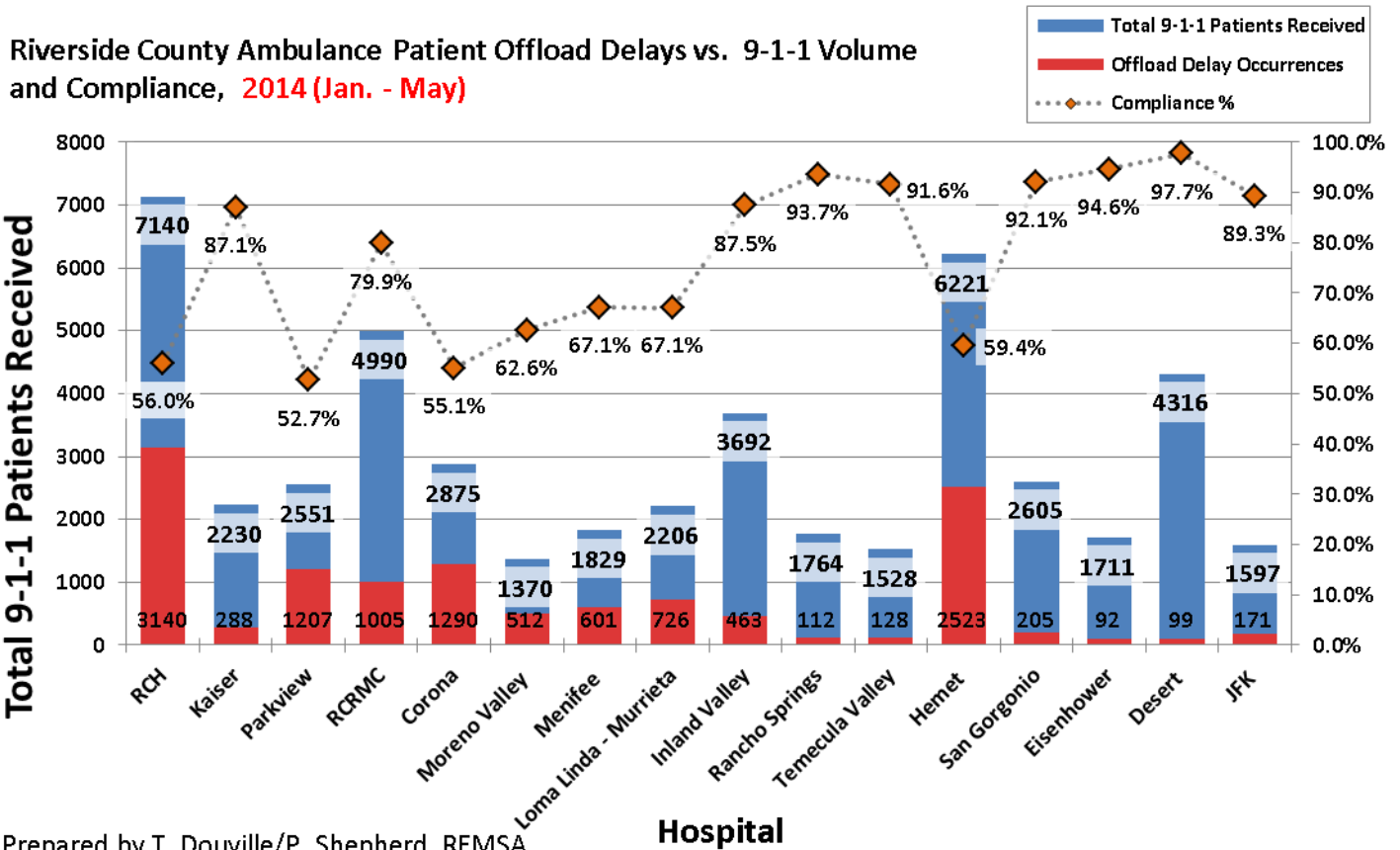
Ambulance Patient Offload Delay Data, 2013

Hospital	Offload Delay Hours	Total Delay Time*	Total ALS Transports	Offload Delay Occurrence	Compliance%**	Avg Delay/ Occurrence*
RCH	2712:32:25	5701:32:25	19425	5978	69.2%	0:57:14
Kaiser	196:02:59	444:02:59	5591	496	91.1%	0:53:43
Parkview	1171:41:25	2190:11:25	6721	2037	69.7%	1:04:31
RCRMC	1107:06:11	2294:36:11	14113	2375	83.2%	0:57:58
Corona	1717:47:56	2978:47:56	7197	2522	65.0%	1:10:52
Moreno Valley	420:59:39	864:59:39	3069	888	71.1%	0:58:27
Menifee	725:38:26	1304:38:26	4581	1158	74.7%	1:07:36
LLUMC–Murrieta	888:15:15	1593:45:15	5079	1411	72.2%	1:07:46
Inland Valley	643:33:09	1297:03:09	9470	1307	86.2%	0:59:33
Rancho Springs	137:27:11	300:27:11	6667	326	95.1%	0:55:18
Temecula Valley	10:07:03	24:07:03	739	28	96.2%	0:51:41
Hemet	2535:17:35	4610:47:35	15599	4151	73.4%	1:06:39
San Geronio	127:45:02	276:45:02	6278	298	95.3%	0:55:43
Eisenhower	54:56:39	175:26:39	5108	241	95.3%	0:43:41
Desert	68:47:04	242:17:04	11406	347	97.0%	0:41:54
JFK	58:37:55	184:37:55	3714	252	93.2%	0:43:58
Totals	12,576:35:54	24,484:05:54	124,757	23,815	80.9%	1:01:41

* Includes the first 30 minutes of each Offload Delay.

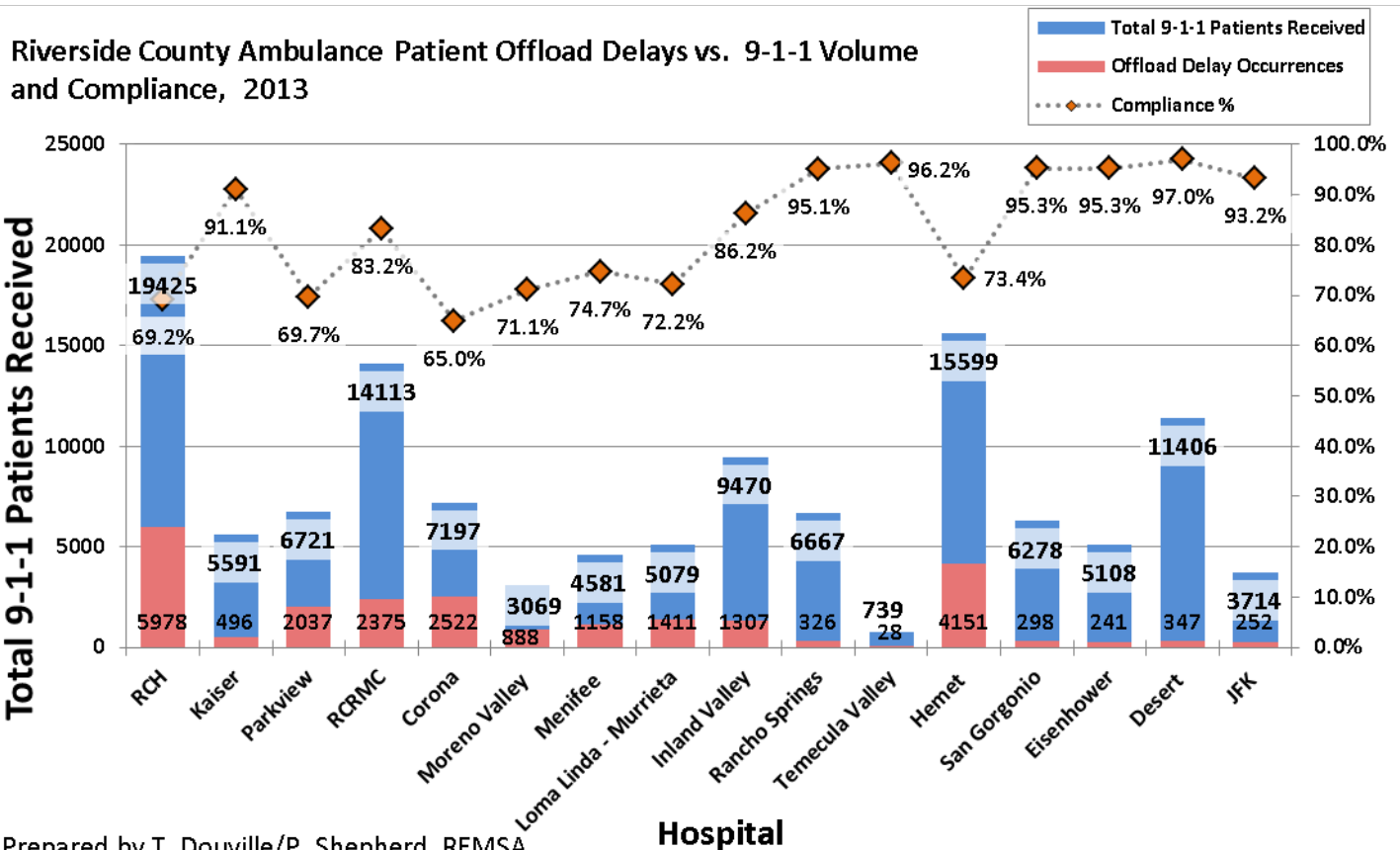
** Compliance % represents the percentage of ALS Ambulance transports not on Offload Delay (data includes only 9-1-1 contractual provider).

Riverside County Ambulance Patient Offload Delays vs. 9-1-1 Volume and Compliance, 2014 (Jan. - May)



Prepared by T. Douville/P. Shepherd, REMSA

Riverside County Ambulance Patient Offload Delays vs. 9-1-1 Volume and Compliance, 2013



Prepared by T. Douville/P. Shepherd, REMSA

**Ambulance Patient Offload Delays by Month: Delay Time and Occurrences by hospital* -
Mar. 2014 – May 2014**

Hospital	Mar. '14 Delay Hours	<i>Mar. '14 Offload Delays</i>	Apr. '14 Delay Hours	<i>Apr. '14 Offload Delays</i>	May '14 Delay Hours	<i>May '14 Offload Delays</i>
RCH	241:46:29	637	219:50:34	616	251:00:11	632
Kaiser	14:22:50	56	16:06:35	59	16:24:02	63
Parkview	134:43:23	229	178:51:48	276	124:24:00	238
RCRM	64:48:45	162	83:42:07	211	108:55:36	249
Corona	141:29:09	242	157:27:02	251	202:22:04	285
Moreno Valley	39:20:40	92	26:52:24	78	48:21:29	114
Menifee	57:54:41	96	96:12:03	163	41:01:12	94
LLUMC –Murrieta	80:17:39	158	70:59:17	123	59:48:11	112
Inland Valley	38:27:53	107	37:36:40	82	35:38:25	79
Rancho Springs	9:14:34	28	4:17:00	12	6:32:35	20
Temecula Valley	6:10:41	24	8:26:29	28	15:39:19	47
Hemet	295:08:56	496	298:05:40	500	275:27:17	470
San Geronio	12:26:00	35	9:31:29	36	14:29:28	45
Eisenhower	3:53:23	19	2:57:44	19	1:32:49	8
Desert	2:40:21	19	2:52:56	20	1:01:32	7
JFK	5:21:32	31	17:35:53	64	2:34:14	15
Totals	1,148:06:56	2,431	1,231:25:41	2,538	1,205:12:24	2,478

*Monthly Delay Time does not include the first 30 minutes of each Offload Delay occurrence.

Data for this report was provided by American Medical Response (AMR) to the Riverside County EMS Agency for review and analysis. The data represents only AMR 9-1-1 ALS resources and does not include any other ambulance companies.

FOR CONSIDERATION BY PMAC

Attachment H
Page 1 of 1

DATE: June 10, 2014
TO: PMAC
FROM: Brian MacGavin, REMSA Assistant Director
SUBJECT: EMS System Evaluation & Strategic Planning

Strategic planning meetings have been held on March 26, April 23, and May 14. The next strategic planning meeting will be on June 25 at the Ben Clark Training Center Auditorium from 9:30 to 11:30 AM. On June 5, a survey was sent to EMS system stakeholders to receive feedback on prioritizing the recommendations and the results of the SWOT analysis. A writing advisory group was formed to review the draft EMS System Strategic Plan and the results of the SWOT analysis before it is shared with the broad stakeholder groups for their feedback.

Reports and minutes can be accessed on our website at: www.rivcoems.org.

ACTION: PMAC should be prepared to receive the information and provide feedback to REMSA.

FOR CONSIDERATION BY PMAC

Attachment I
Page 1 of 1

DATE: June 10, 2014

TO: PMAC

FROM: Scott Moffatt, EMS Specialist

SUBJECT: Sansio Transition

The Data Group will be meeting regularly to ensure communication during the Sansio transition. Scheduled meetings and online communications can be found at www.REMSA.US.

ACTION: Designate a representative to the Data Group, he or she must register at www.REMSA.US, post to the thread "Data Group Representatives", and find instructions and assistance in the Data Forums that will guide their organization's implementation.

FOR CONSIDERATION BY PMAC

Attachment J
Page 1 of 1

DATE: June 10, 2014
TO: PMAC
FROM: Trevor Douville, Senior EMS Specialist
SUBJECT: CQI TAG

The CQI TAG met on April 17. REMSA's CQI plan is posted on www.remsa.us and includes all of the State Core Measures, as well as seven additional indicators mandated by REMSA. These indicators are in the process of being validated and tested for reliability, with an implementation date of October 1. All providers and base hospitals will be required to collect data on all of the indicators in order to be in compliance with the Riverside County EMS Agency QI Program.

Letters were sent to all base hospitals and providers in January requiring that CQI plans be updated to require ALS Skills Lab completion for all paramedics and MICNs. Additionally, all ALS ambulances and fire vehicles that carry narcotics are required to submit their Controlled Substances Policy to REMSA to be kept as an appendix to the CQI plan. These policies must be in compliance with REMSA Policy #3302 (Controlled Substances)

On June 3, 2014, REMSA hosted a Root Cause Analysis Workshop, taught by Craig Stroup of Contra Costa County EMS Agency. This workshop was filmed by Cal Fire and will be available for anyone unable to attend the workshop once editing is completed. This workshop sets the baseline for how the REMSA CQI TAG will perform Root Cause Analysis.

ACTION: PMAC should be prepared to receive the information and provide feedback to REMSA

FOR CONSIDERATION BY PMAC

Attachment K
Page 1 of 1

DATE: June 10, 2014

TO: PMAC

FROM: Brian MacGavin, REMSA Assistant Director

SUBJECT: Proposed PMAC 2015 Meeting Dates:

Monday, January 26, 2015, 9:00 AM – 11:00 AM

Monday, March 23, 2015, 9:00 AM – 11:00 AM

Monday, June 22, 2015, 9:00 AM – 11:00 AM

Monday, September 21, 2015, 9:00 AM – 11:00 AM

Monday, November 16, 2015, 9:00 AM– 11:00 AM

All meetings will be held at Riverside County Regional Medical Center, 26520 Cactus Avenue, Moreno Valley, Rooms A1018 and A1020

ACTION: To determine if the above meeting dates / times are satisfactory for the PMAC membership and direct REMSA staff to schedule these dates or any modifications as approved by the PMAC membership