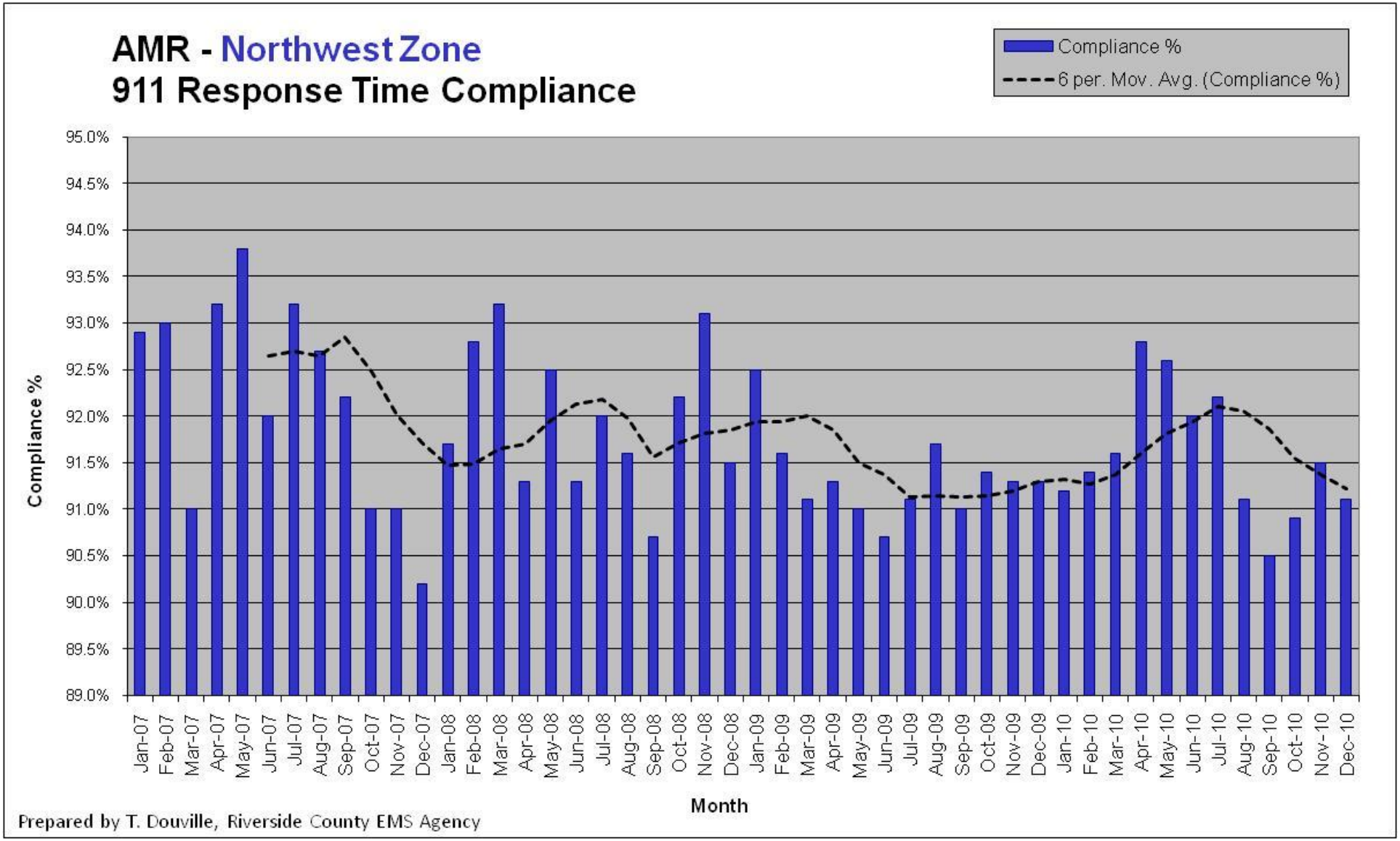
AMR - Northwest Zone
911 Response Time Compliance
Compliance %
6 per. Mov. Avg. (Compliance %)
95.0%
94.5%
94.0%
93.5%
93.0%
92.5%
92.0%
91.5%
91.0%
90.5%
90.0%
89.5%
89.0%
Compliance %
Jan-07 Feb-07 Mar-07 Apr-07 May-07 Jun-07 Jul-07 Aug-07 Sep-07 Oct-07 Nov-07 Dec-07 Jan-08 Feb-08 Mar-08 Apr-08 May-08 Jun-08 Jul-08 Aug-08 Sep-08 Oct-08 Nov-08 Dec-08 Jan-09 Feb-09 Mar-09 Apr-09 May-09 Jun-09 Jul-09 Aug-09 Sep-09 Oct-09 Nov-09 Dec-09 Jan-10 Feb-10 Mar-10 Apr-10 May-10 Jun-10 Jul-10 Aug-10 Sep-10 Oct-10 Nov-10 Dec-10
Month
Prepared by T. Douville, Riverside County EMS Agency

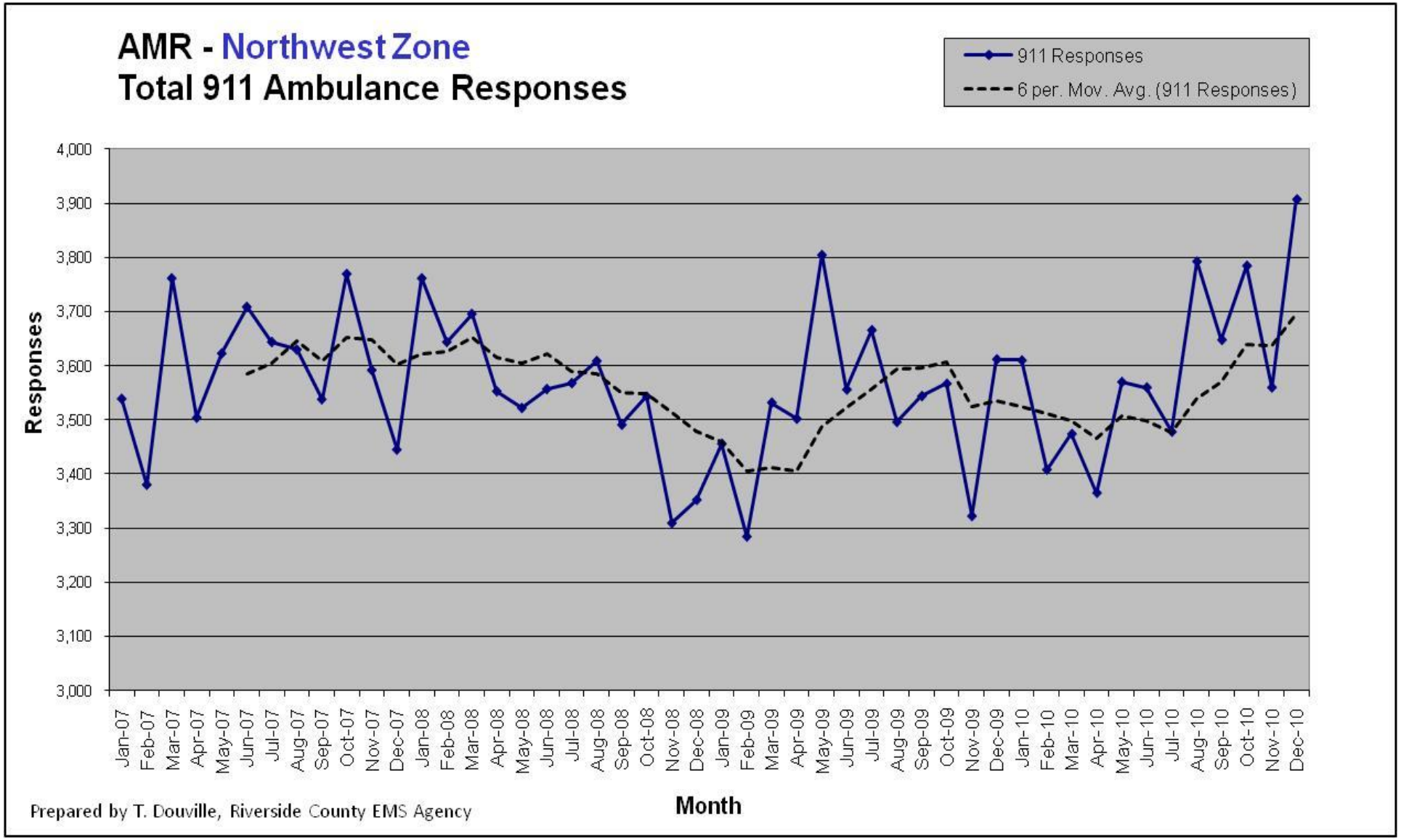
AMR - Northwest Zone
Total 911 Ambulance Responses
911 Responses
6 per. Mov. Avg. (911 Responses)
Responses
4,000
3,900
3,800
3,700
3,600
3,500
3,400
3,300
3,200
3,100
3,000
Jan-07 Feb-07 Mar-07 Apr-07 May-07 Jun-07 Jul-07 Aug-07 Sep-07 Oct-07 Nov-07 Dec-07 Jan-08 Feb-08 Mar-08 Apr-08 May-08 Jun-08 Jul-08 Aug-08 Sep-08 Oct-08 Nov-08 Dec-08 Jan-09 Feb-09 Mar-09 Apr-09 May-09 Jun-09 Jul-09 Aug-09 Sep-09 Oct-09 Nov-09 Dec-09 Jan-10 Feb-10 Mar-10 Apr-10 May-10 Jun-10 Jul-10 Aug-10 Sep-10 Oct-10 Nov-10 Dec-10
Month
Prepared by T. Douville, Riverside County EMS Agency

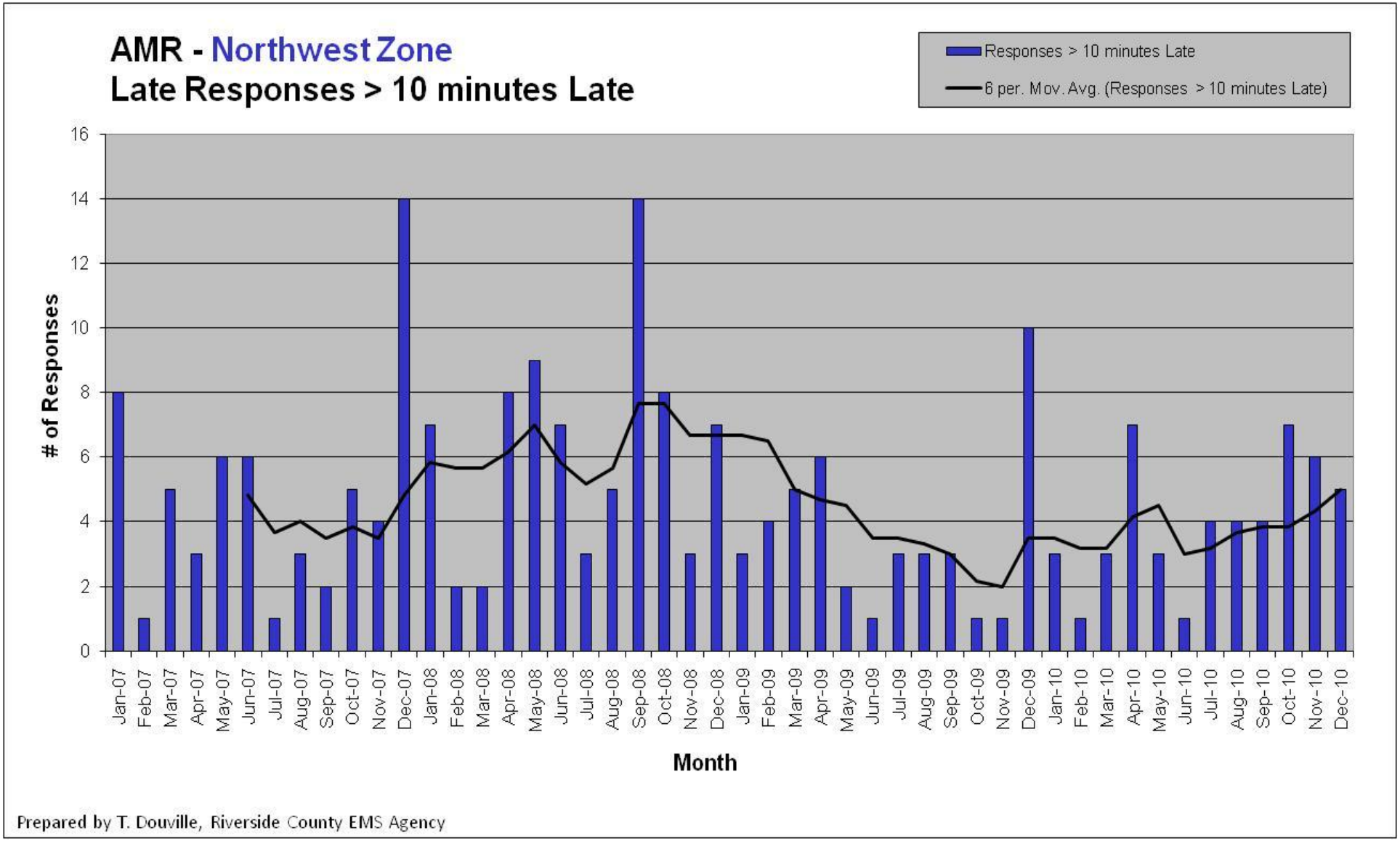
AMR - Northwest Zone
Late Responses > 10 minutes Late
Responses > 10 minutes Late
6 per. Mov. Avg. (Responses > 10 minutes Late)
# of Responses
0
2
4
6
8
10
12
14
16
Jan-07
Feb-07
Mar-07
Apr-07
May-07
Jun-07
Jul-07
Aug-07
Sep-07
Oct-07
Nov-07
Dec-07
Jan-08
Feb-08
Mar-08
Apr-08
May-08
Jun-08
Jul-08
Aug-08
Sep-08
Oct-08
Nov-08
Dec-08
Jan-09
Feb-09
Mar-09
Apr-09
May-09
Jun-09
Jul-09
Aug-09
Sep-09
Oct-09
Nov-09
Dec-09
Jan-10
Feb-10
Mar-10
Apr-10
May-10
Jun-10
Jul-10
Aug-10
Sep-10
Oct-10
Nov-10
Dec-10
Month
Prepared by T. Douville, Riverside County EMS Agency

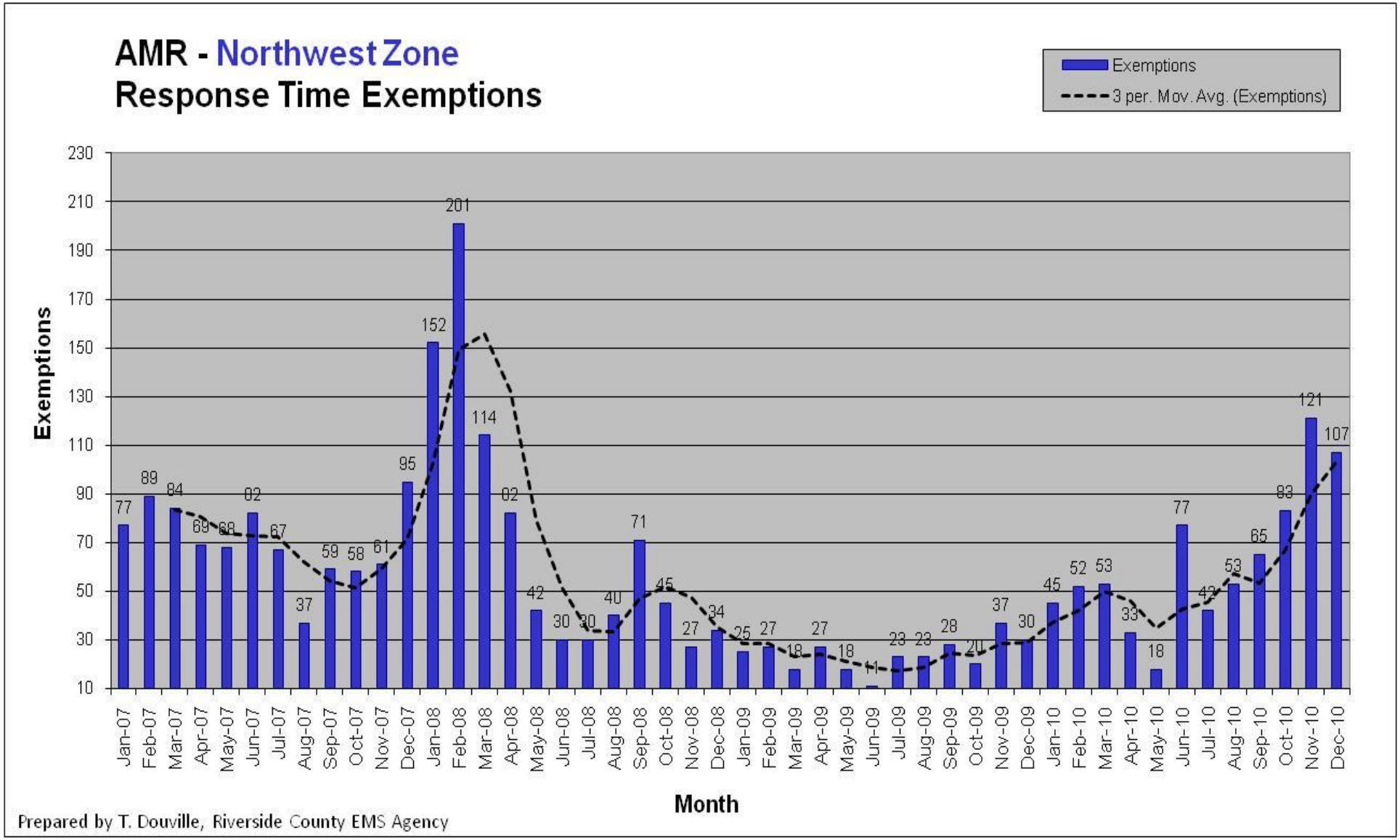
AMR - Northwest Zone
Response Time Exemptions
Exemptions
3 per. Mov. Avg. (Exemptions)
Exemptions
Month
Prepared by T. Douville, Riverside County EMS Agency

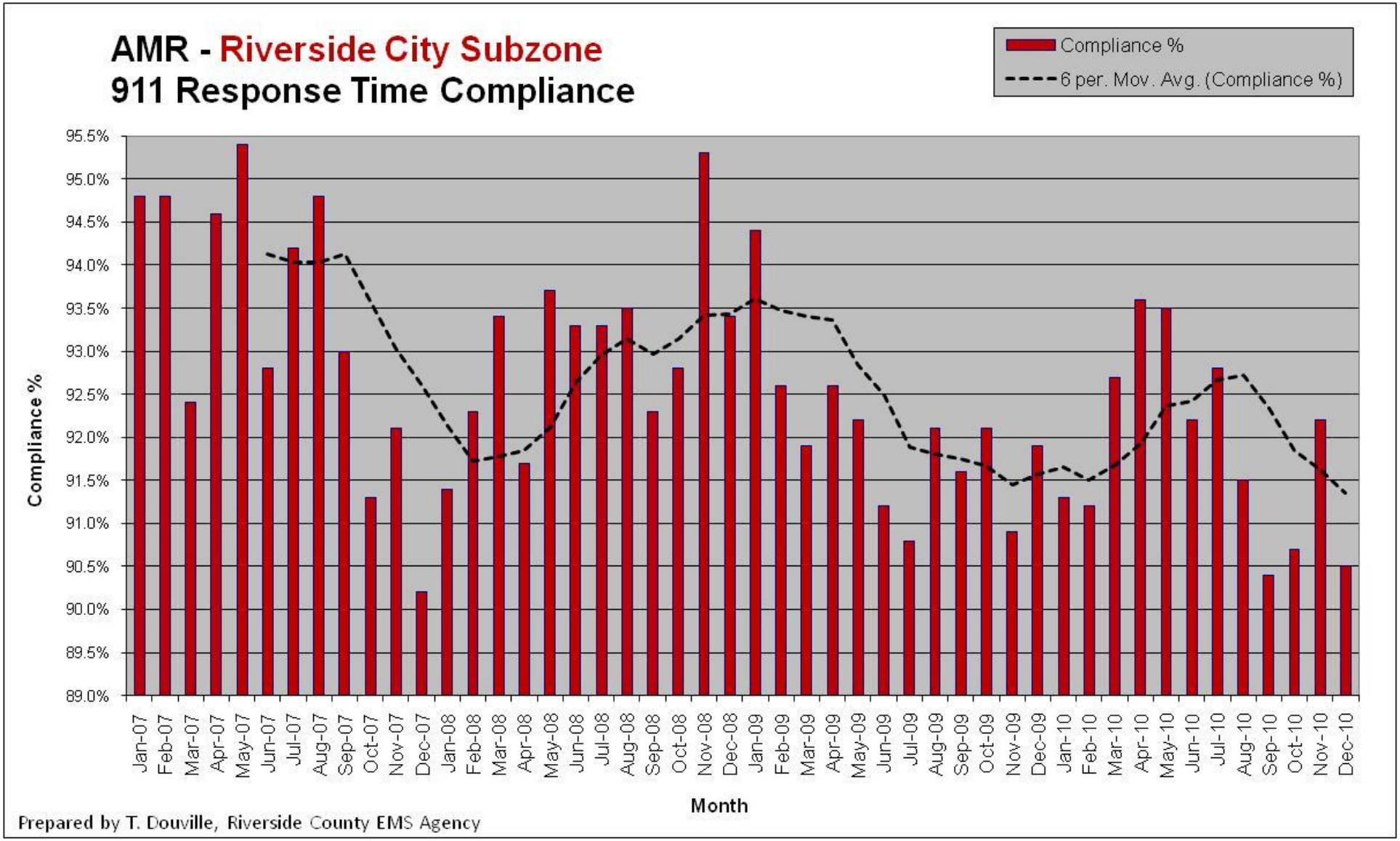
AMR - Riverside City Subzone
911 Response Time Compliance
Compliance %
6 per. Mov. Avg. (Compliance %)
95.5%
95.0%
94.5%
94.0%
93.5%
93.0%
92.5%
92.0%
91.5%
91.0%
90.5%
90.0%
89.5%
89.0%
Compliance %
Jan-07
Feb-07
Mar-07
Apr-07
May-07
Jun-07
Jul-07
Aug-07
Sep-07
Oct-07
Nov-07
Dec-07
Jan-08
Feb-08
Mar-08
Apr-08
May-08
Jun-08
Jul-08
Aug-08
Sep-08
Oct-08
Nov-08
Dec-08
Jan-09
Feb-09
Mar-09
Apr-09
May-09
Jun-09
Jul-09
Aug-09
Sep-09
Oct-09
Nov-09
Dec-09
Jan-10
Feb-10
Mar-10
Apr-10
May-10
Jun-10
Jul-10
Aug-10
Sep-10
Oct-10
Nov-10
Dec-10
Month
Prepared by T. Douville, Riverside County EMS Agency

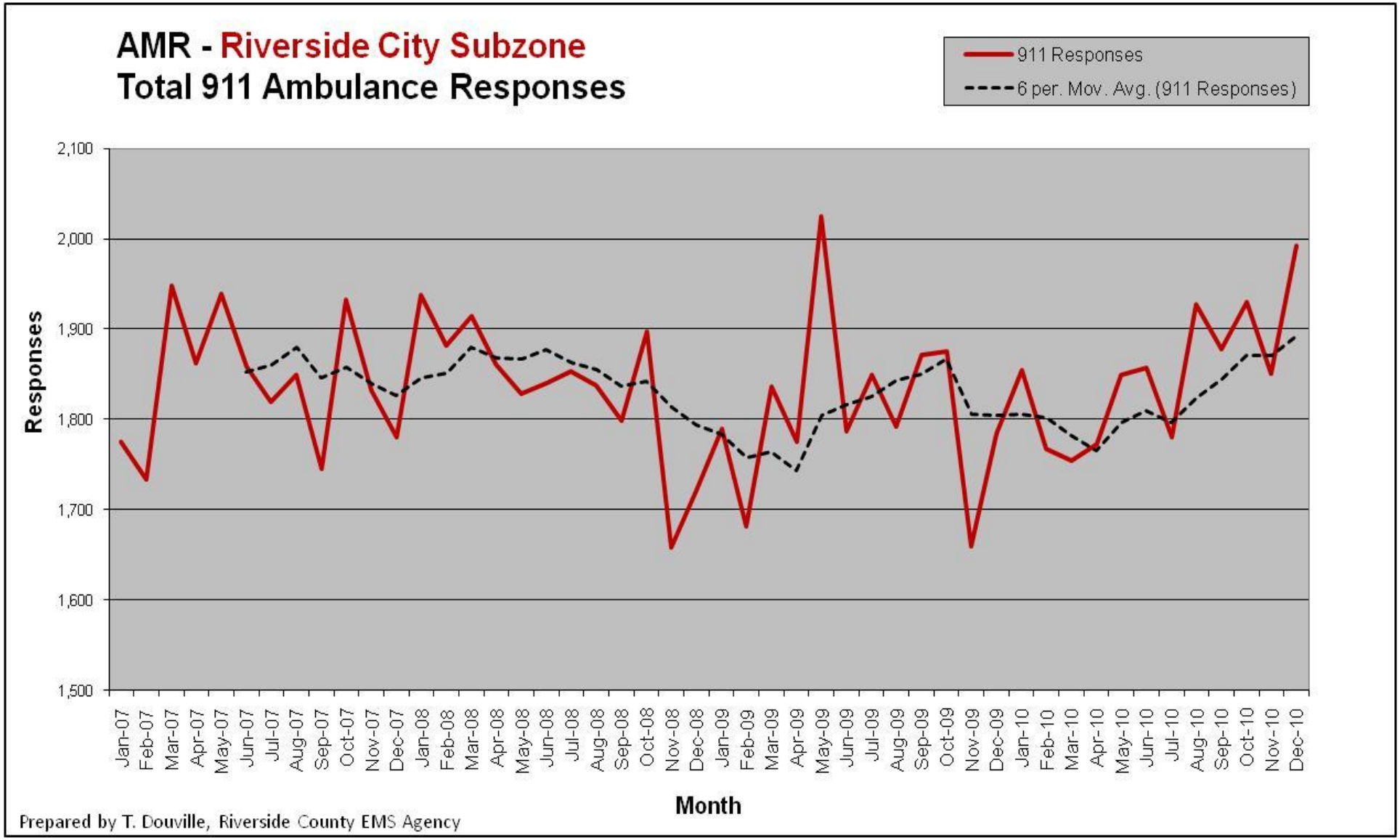
AMR - Riverside City Subzone
Total 911 Ambulance Responses
911 Responses
6 per. Mov. Avg. (911 Responses)
Responses
2,100
2,000
1,900
1,800
1,700
1,600
1,500
Jan-07
Feb-07
Mar-07
Apr-07
May-07
Jun-07
Jul-07
Aug-07
Sep-07
Oct-07
Nov-07
Dec-07
Jan-08
Feb-08
Mar-08
Apr-08
May-08
Jun-08
Jul-08
Aug-08
Sep-08
Oct-08
Nov-08
Dec-08
Jan-09
Feb-09
Mar-09
Apr-09
May-09
Jun-09
Jul-09
Aug-09
Sep-09
Oct-09
Nov-09
Dec-09
Jan-10
Feb-10
Mar-10
Apr-10
May-10
Jun-10
Jul-10
Aug-10
Sep-10
Oct-10
Nov-10
Dec-10
Month
Prepared by T. Douville, Riverside County EMS Agency

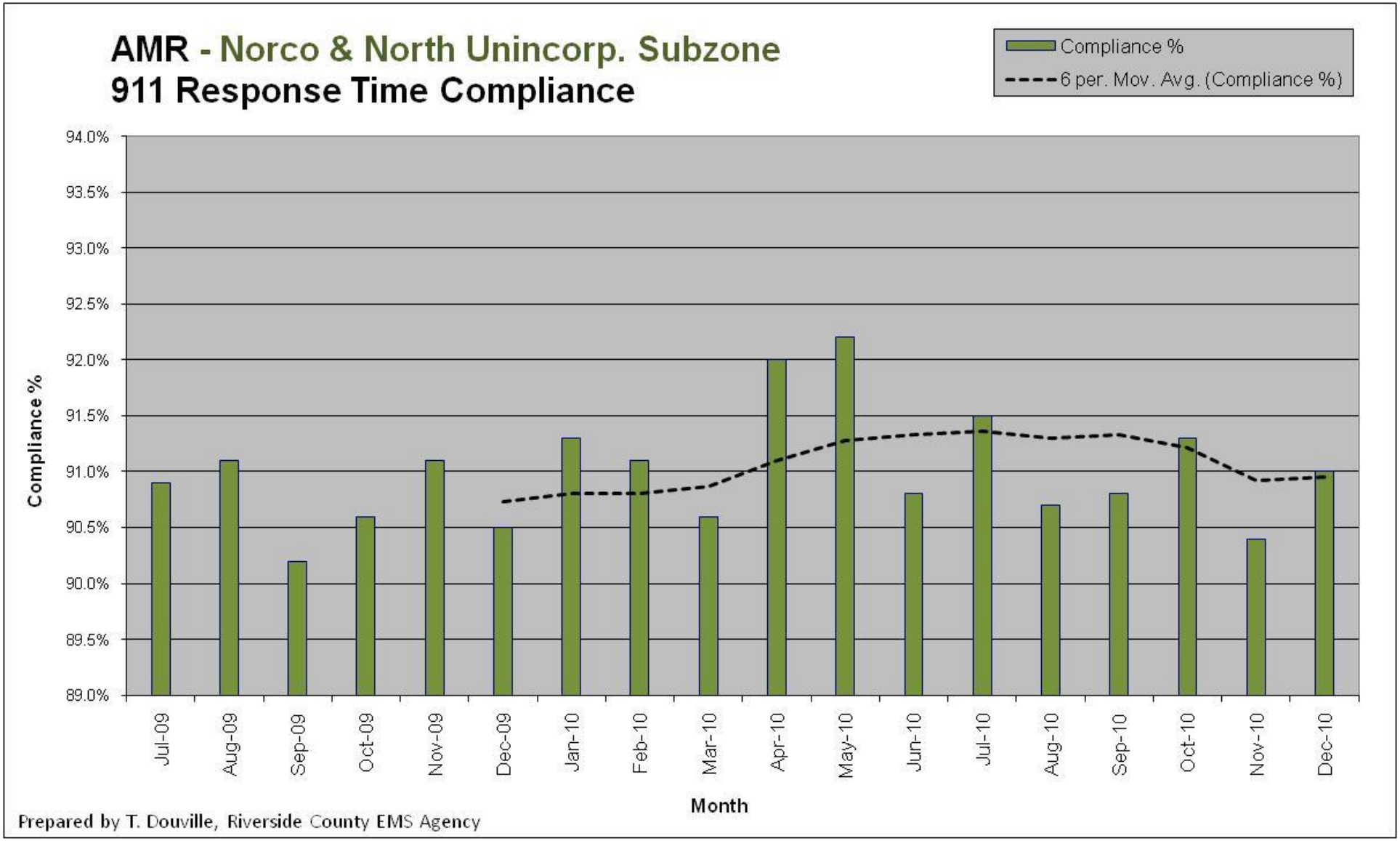
AMR - Norco & North Unincorp. Subzone
911 Response Time Compliance
Compliance %
6 per. Mov. Avg. (Compliance %)
94.0%
93.5%
93.0%
92.5%
92.0%
91.5%
91.0%
90.5%
90.0%
89.5%
89.0%
Compliance %
Jul-09
Aug-09
Sep-09
Oct-09
Nov-09
Dec-09
Jan-10
Feb-10
Mar-10
Apr-10
May-10
Jun-10
Jul-10
Aug-10
Sep-10
Oct-10
Nov-10
Dec-10
Month
Prepared by T. Douville, Riverside County EMS Agency

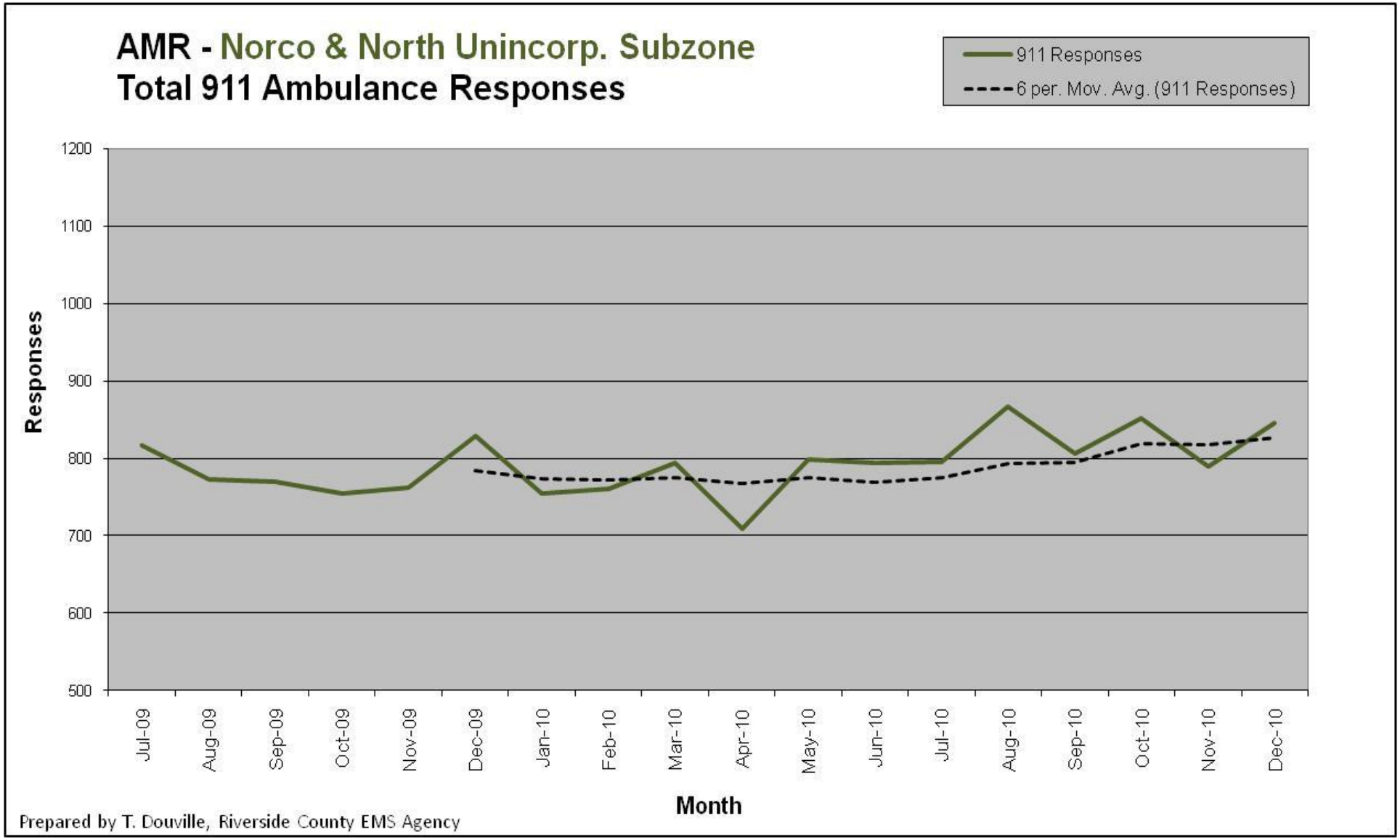
AMR - Norco & North Unincorp. Subzone
Total 911 Ambulance Responses
911 Responses
6 per. Mov. Avg. (911 Responses)
Responses
1200
1100
1000
900
800
700
600
500
Jul-09
Aug-09
Sep-09
Oct-09
Nov-09
Dec-09
Jan-10
Feb-10
Mar-10
Apr-10
May-10
Jun-10
Jul-10
Aug-10
Sep-10
Oct-10
Nov-10
Dec-10
Month
Prepared by T. Douville, Riverside County EMS Agency

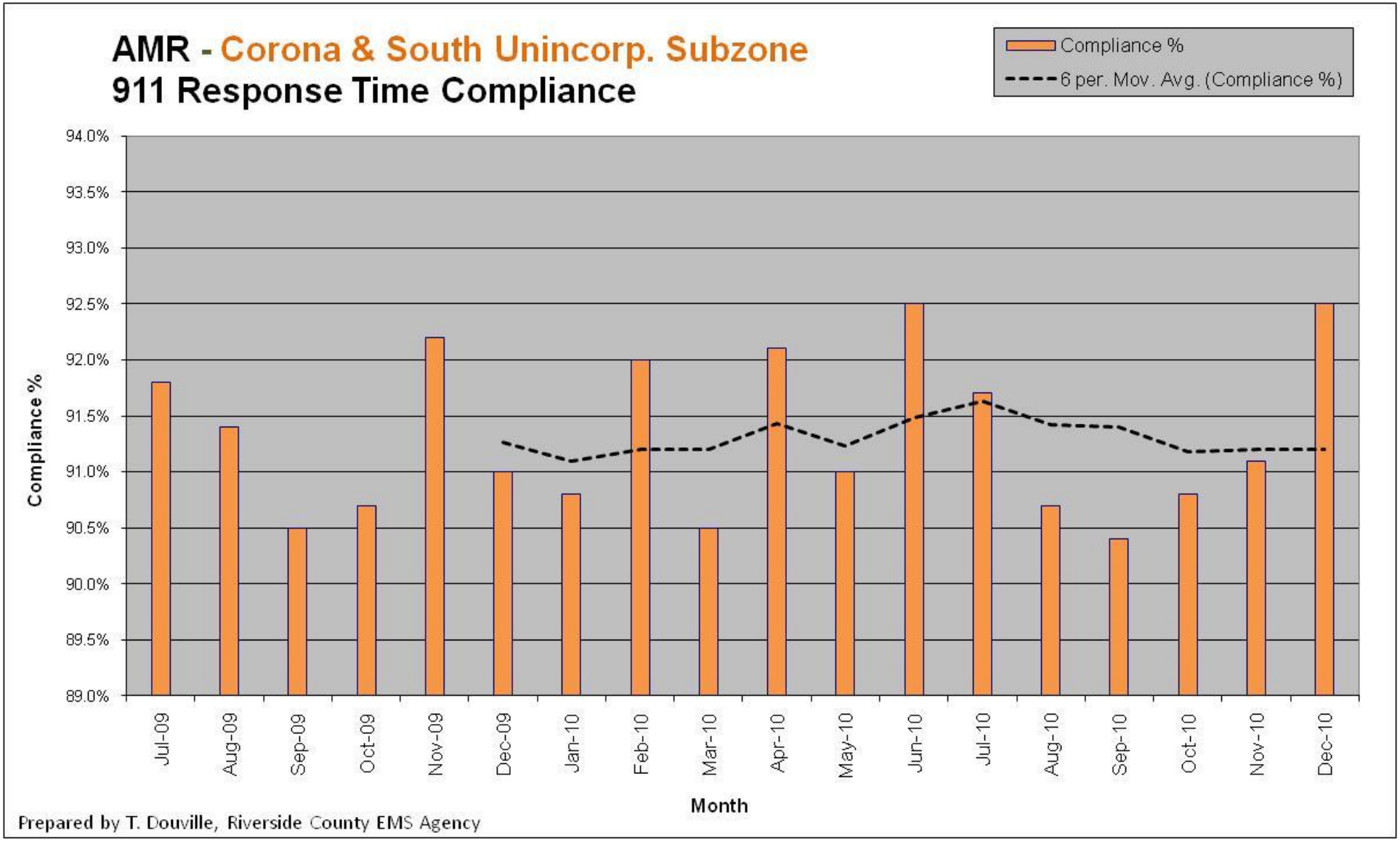
AMR - Corona & South Unincorp. Subzone
911 Response Time Compliance
Compliance %
6 per. Mov. Avg. (Compliance %)
94.0%
93.5%
93.0%
92.5%
92.0%
91.5%
91.0%
90.5%
90.0%
89.5%
89.0%
Compliance %
Jul-09
Aug-09
Sep-09
Oct-09
Nov-09
Dec-09
Jan-10
Feb-10
Mar-10
Apr-10
May-10
Jun-10
Jul-10
Aug-10
Sep-10
Oct-10
Nov-10
Dec-10
Month
Prepared by T. Douville, Riverside County EMS Agency

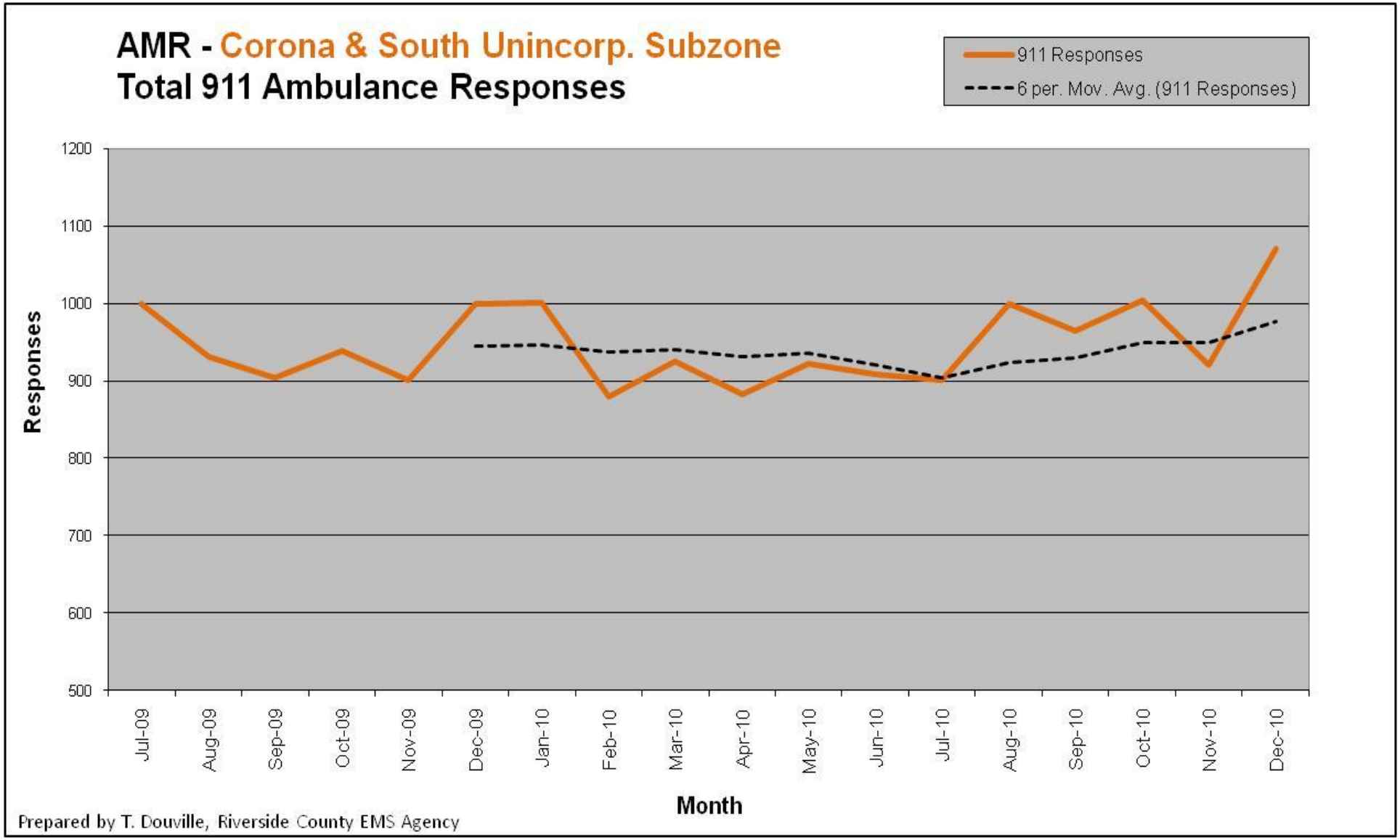
AMR - Corona & South Unincorp. Subzone
Total 911 Ambulance Responses
911 Responses
6 per. Mov. Avg. (911 Responses)
Responses
1200
1100
1000
900
800
700
600
500
Jul-09
Aug-09
Sep-09
Oct-09
Nov-09
Dec-09
Jan-10
Feb-10
Mar-10
Apr-10
May-10
Jun-10
Jul-10
Aug-10
Sep-10
Oct-10
Nov-10
Dec-10
Month
Prepared by T. Douville, Riverside County EMS Agency

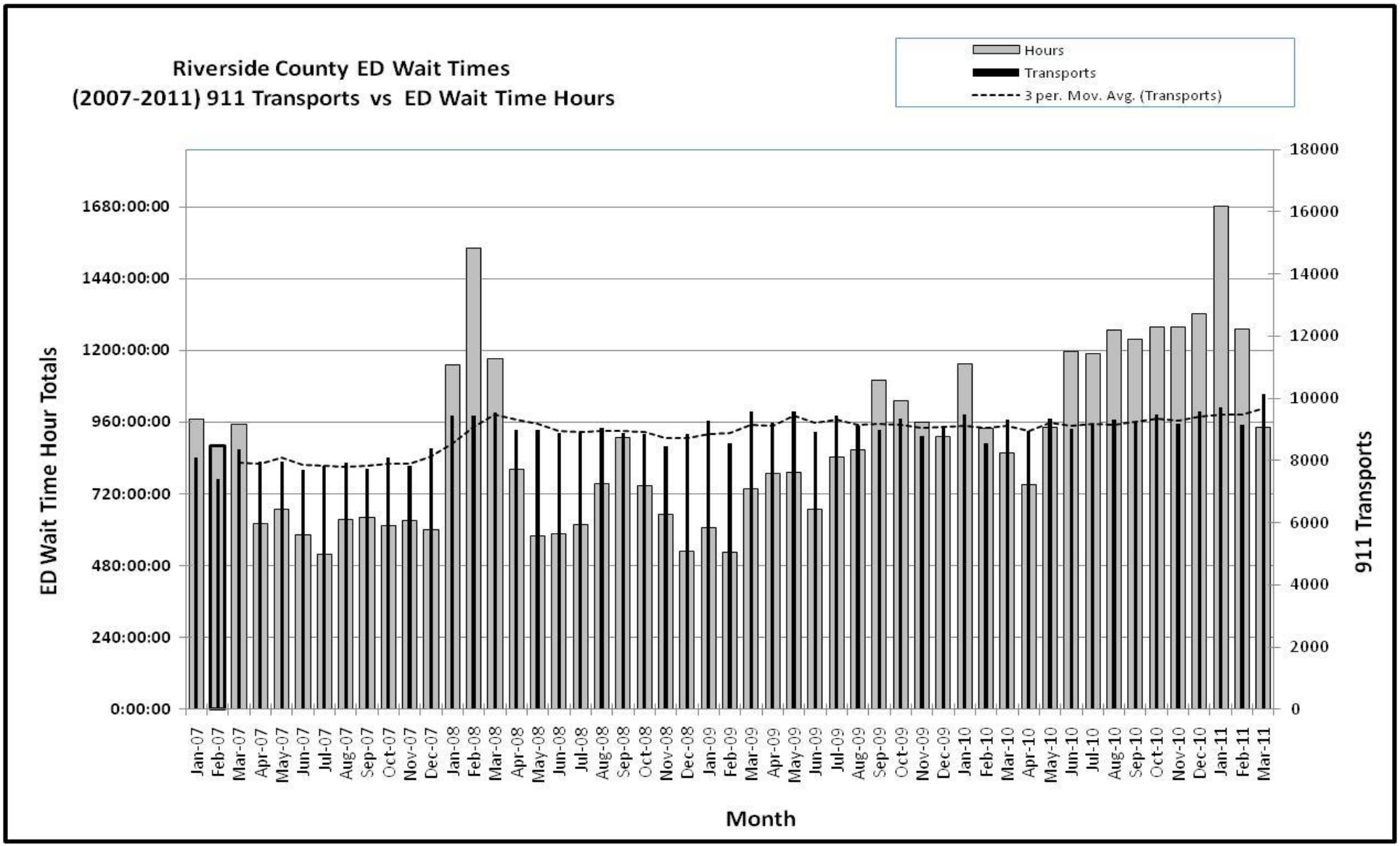
Riverside County ED Wait Times
(2007-2011) 911 Transports vs ED Wait Time Hours
Hours
Transports
3 per. Mov. Avg. (Transports)
ED Wait Time Hour Totals
911 Transports
Month
1680:00:00
1440:00:00
1200:00:00
960:00:00
720:00:00
480:00:00
240:00:00
0:00:00
18000
16000
14000
12000
10000
8000
6000
4000
2000
0
Jan-07
Feb-07
Mar-07
Apr-07
May-07
Jun-07
Jul-07
Aug-07
Sep-07
Oct-07
Nov-07
Dec-07
Jan-08
Feb-08
Mar-08
Apr-08
May-08
Jun-08
Jul-08
Aug-08
Sep-08
Oct-08
Nov-08
Dec-08
Jan-09
Feb-09
Mar-09
Apr-09
May-09
Jun-09
Jul-09
Aug-09
Sep-09
Oct-09
Nov-09
Dec-09
Jan-10
Feb-10
Mar-10
Apr-10
May-10
Jun-10
Jul-10
Aug-10
Sep-10
Oct-10
Nov-10
Dec-10
Jan-11
Feb-11
Mar-11

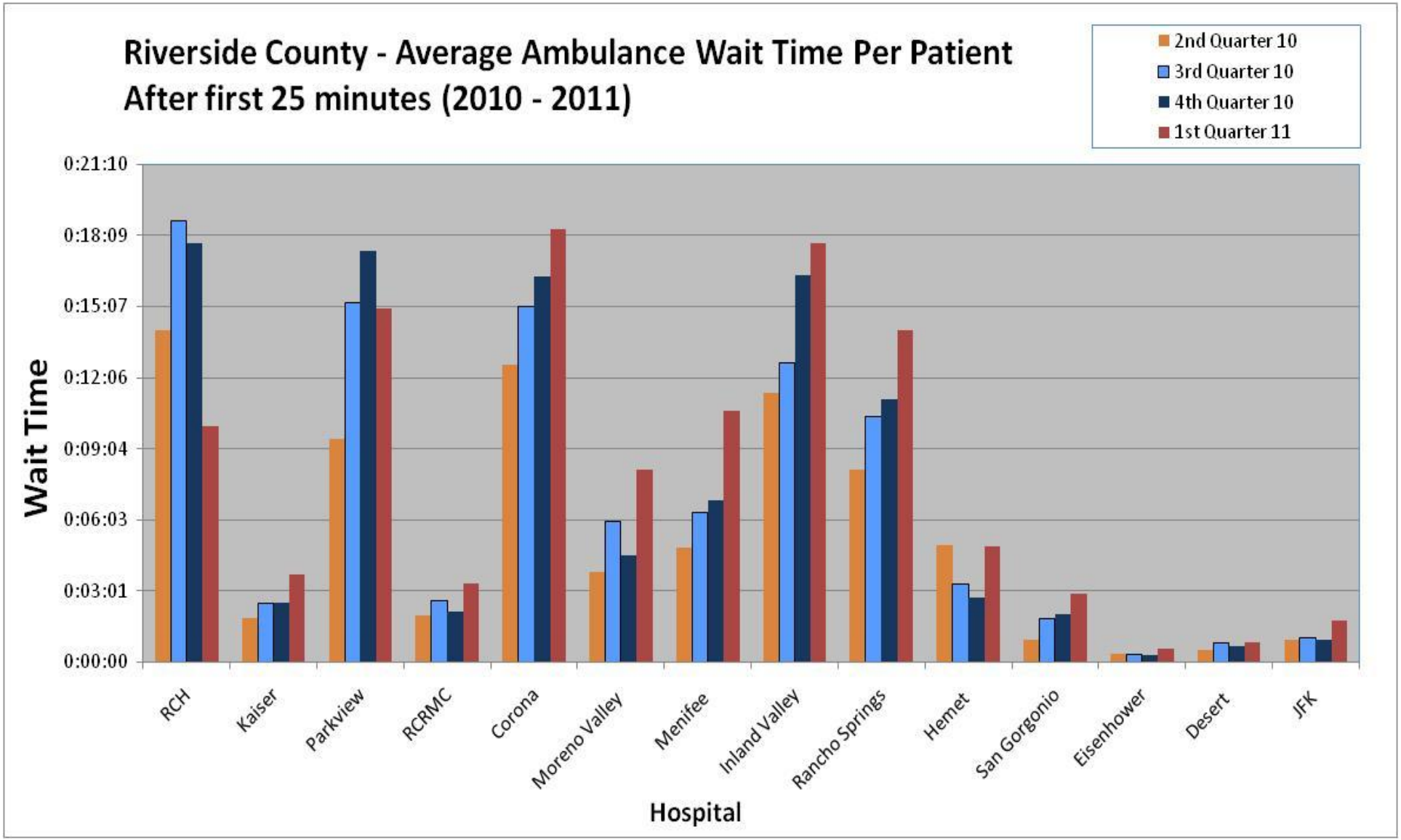
Riverside County - Average Ambulance Wait Time Per Patient
After first 25 minutes (2010 - 2011)
2nd Quarter 10
3rd Quarter 10
4th Quarter 10
1st Quarter 11
Wait Time
0:21:10
0:18:09
0:15:07
0:12:06
0:09:04
0:06:03
0:03:01
0:00:00
RCH
Kaiser
Parkview
RCRMC
Corona
Moreno Valley
Menifee
Inland Valley
Rancho Springs
Hemet
San Gorgonio
Eisenhower
Desert
JFK
Hospital

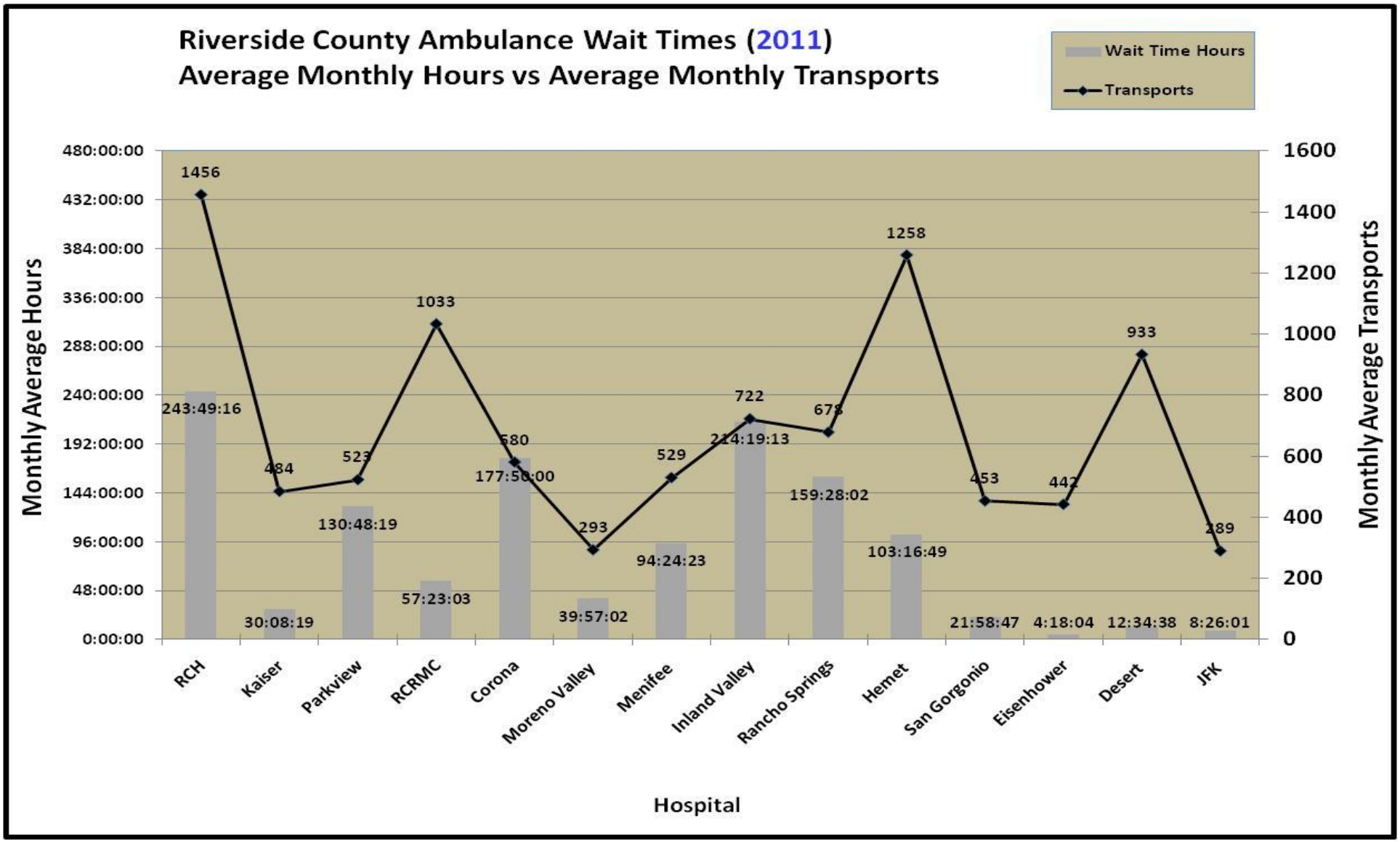
Riverside County Ambulance Wait Times (2011)
Average Monthly Hours vs Average Monthly Transports
Wait Time Hours
Transports
Monthly Average Hours
Monthly Average Transports
480:00:00
432:00:00
384:00:00
336:00:00
288:00:00
240:00:00
192:00:00
144:00:00
96:00:00
48:00:00
0:00:00
1600
1400
1200
1000
800
600
400
200
0
1456
484
523
1033
580
293
529
722
678
1258
453
442
933
289
243:49:16
30:08:19
130:48:19
57:23:03
177:50:00
39:57:02
94:24:23
214:19:13
159:28:02
103:16:49
21:58:47
4:18:04
12:34:38
8:26:01
RCH
Kaiser
Parkview
RCRMC
Corona
Moreno Valley
Menifee
Inland Valley
Rancho Springs
Hemet
San Gorgonio
Eisenhower
Desert
JFK
Hospital